



GREATER McALLEN
ASSOCIATION OF REALTORS®

1324

Housing Stats

McAllen-Edinburg-Mission MSA Housing Report

July 2022




Median price

\$230,000

↑ **13.6%**

Compared to July 2021

Price Distribution



Active listings

↑ **48.2%**

1,125 in July 2022



Closed sales

↓ **6.1%**

353 in July 2022



Days on market

Days on market 41

Days to close 31

Total 72

20 days less than July 2021



Months of inventory

3.1

Compared to 2.2 in July 2021

About the data used in this report

Data used in this report come from the Texas REALTOR® Data Relevance Project, a partnership among the Texas Association of REALTORS® and local REALTOR® associations throughout the state. Analysis is provided through a research agreement with the Real Estate Center at Texas A&M University.



Greater McAllen Association of REALTORS®

Alamo Housing Report

July 2022



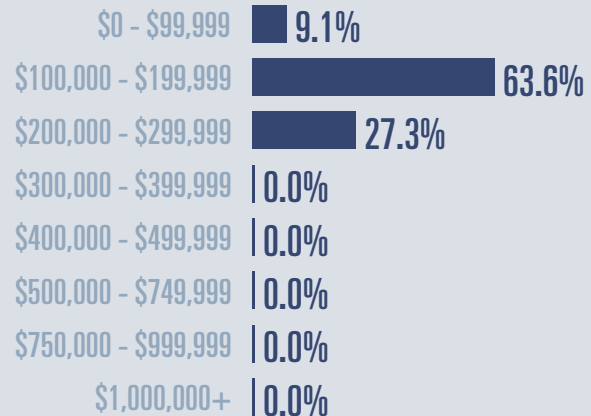
Median price

\$189,900

↑ **26%**

Compared to July 2021

Price Distribution



Active listings

↑ **107.1%**

29 in July 2022



Closed sales

↑ **20%**

12 in July 2022



Days on market

Days on market 45

Days to close 32

Total 77

36 days less than July 2021



Months of inventory

2.3

Compared to 1.1 in July 2021

About the data used in this report

Data used in this report come from the Texas REALTOR® Data Relevance Project, a partnership among the Texas Association of REALTORS® and local REALTOR® associations throughout the state. Analysis is provided through a research agreement with the Real Estate Center at Texas A&M University.

Donna Housing Report

July 2022



Median price

\$140,000

↑ **7.3%**

Compared to July 2021

Price Distribution

\$0 - \$99,999	33.3%
\$100,000 - \$199,999	33.3%
\$200,000 - \$299,999	33.3%
\$300,000 - \$399,999	0.0%
\$400,000 - \$499,999	0.0%
\$500,000 - \$749,999	0.0%
\$750,000 - \$999,999	0.0%
\$1,000,000+	0.0%



Active listings

↑ **33.3%**

12 in July 2022



Closed sales

Flat **0%**

3 in July 2022



Days on market

Days on market 21

Days to close 32

Total 53

12 days less than July 2021



Months of inventory

2.6

Compared to 4.3 in July 2021

About the data used in this report

Data used in this report come from the Texas REALTOR® Data Relevance Project, a partnership among the Texas Association of REALTORS® and local REALTOR® associations throughout the state. Analysis is provided through a research agreement with the Real Estate Center at Texas A&M University.



Greater McAllen Association of REALTORS®

Edinburg Housing Report

July 2022



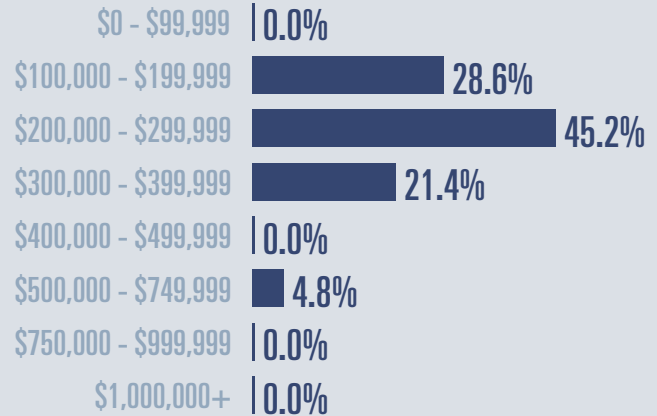
Median price

\$235,000

↑ **19.3%**

Compared to July 2021

Price Distribution



Active listings

↑ **63.8%**

113 in July 2022



Closed sales

↓ **29.9%**

47 in July 2022



Days on market

Days on market 37

Days to close 42

Total 79

7 days less than July 2021



Months of inventory

2.3

Compared to 1.3 in July 2021

About the data used in this report

Data used in this report come from the Texas REALTOR® Data Relevance Project, a partnership among the Texas Association of REALTORS® and local REALTOR® associations throughout the state. Analysis is provided through a research agreement with the Real Estate Center at Texas A&M University.



Greater McAllen Association of REALTORS®

Hidalgo Housing Report

July 2022



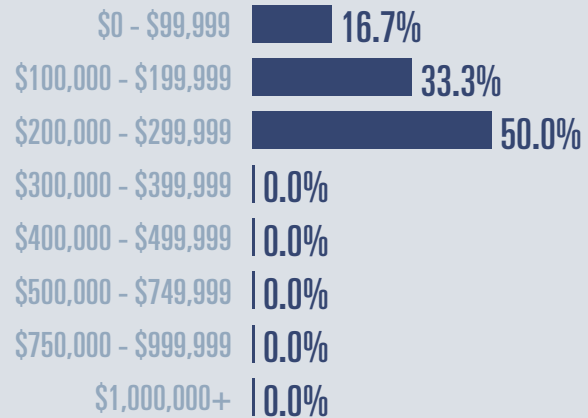
Median price

\$198,000

↑ **18.6%**

Compared to July 2021

Price Distribution



Active listings

↑ **275%**

15 in July 2022



Closed sales

↑ **20%**

6 in July 2022



Days on market

Days on market 35

Days to close 34

Total 69

18 days less than July 2021



Months of inventory

4.3

Compared to 0.8 in July 2021

About the data used in this report

Data used in this report come from the Texas REALTOR® Data Relevance Project, a partnership among the Texas Association of REALTORS® and local REALTOR® associations throughout the state. Analysis is provided through a research agreement with the Real Estate Center at Texas A&M University.



Greater McAllen Association of REALTORS®

McAllen Housing Report

July 2022




Median price

\$240,000

↑ **9.1%**

Compared to July 2021

Price Distribution



Active listings

↑ **17.2%**

191 in July 2022



Closed sales

↓ **4.9%**

98 in July 2022



Days on market

Days on market 37

Days to close 27

Total 64

15 days less than July 2021



Months of inventory

1.9

Compared to 1.8 in July 2021

About the data used in this report

Data used in this report come from the Texas REALTOR® Data Relevance Project, a partnership among the Texas Association of REALTORS® and local REALTOR® associations throughout the state. Analysis is provided through a research agreement with the Real Estate Center at Texas A&M University.



Greater McAllen Association of REALTORS®

Mercedes Housing Report

July 2022



Median price

\$218,500

↑ **29.7%**

Compared to July 2021

Price Distribution

\$0 - \$99,999	0.0%
\$100,000 - \$199,999	40.0%
\$200,000 - \$299,999	60.0%
\$300,000 - \$399,999	0.0%
\$400,000 - \$499,999	0.0%
\$500,000 - \$749,999	0.0%
\$750,000 - \$999,999	0.0%
\$1,000,000+	0.0%



Active listings

↑ **340%**

22 in July 2022



Closed sales

↑ **20%**

6 in July 2022



Days on market

Days on market 34

Days to close 64

Total 98

29 days less than July 2021



Months of inventory

2.8

Compared to 1.0 in July 2021

About the data used in this report

Data used in this report come from the Texas REALTOR® Data Relevance Project, a partnership among the Texas Association of REALTORS® and local REALTOR® associations throughout the state. Analysis is provided through a research agreement with the Real Estate Center at Texas A&M University.



Greater McAllen Association of REALTORS®

Mission Housing Report

July 2022



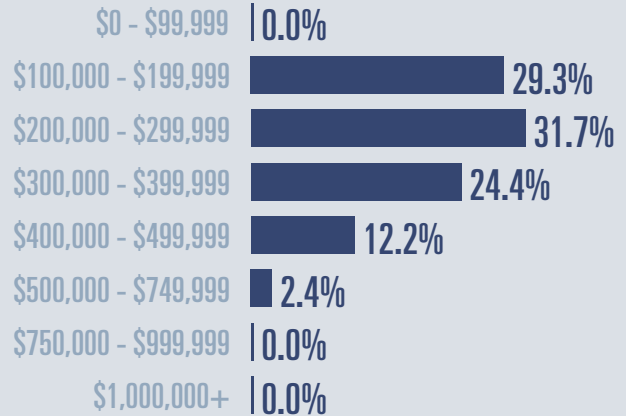
Median price

\$259,900

↑ 11.1%

Compared to July 2021

Price Distribution



Active listings

↑ 24.8%

171 in July 2022



Closed sales

↓ 41.8%

46 in July 2022



Days on market

Days on market 41

Days to close 29

Total 70

13 days less than July 2021



Months of inventory

2.9

Compared to 2.2 in July 2021

About the data used in this report

Data used in this report come from the Texas REALTOR® Data Relevance Project, a partnership among the Texas Association of REALTORS® and local REALTOR® associations throughout the state. Analysis is provided through a research agreement with the Real Estate Center at Texas A&M University.



TEXAS A&M UNIVERSITY
Texas Real Estate Research Center

Greater McAllen Association of REALTORS®

Pharr Housing Report

July 2022



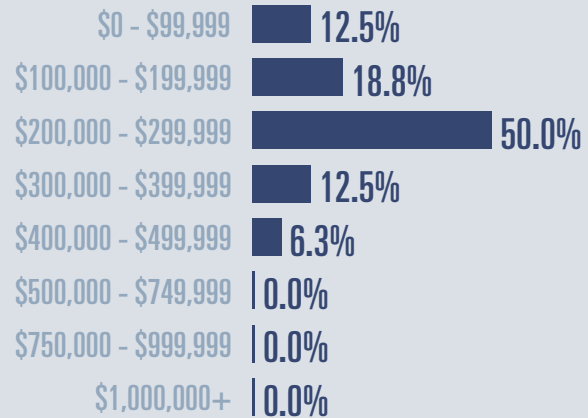
Median price

\$217,000

↑ **18.9%**

Compared to July 2021

Price Distribution



Active listings

↑ **66%**

83 in July 2022



Closed sales

↓ **25%**

18 in July 2022



Days on market

Days on market 60

Days to close 29

Total 89

2 days more than July 2021



Months of inventory

3.7

Compared to 2.1 in July 2021

About the data used in this report

Data used in this report come from the Texas REALTOR® Data Relevance Project, a partnership among the Texas Association of REALTORS® and local REALTOR® associations throughout the state. Analysis is provided through a research agreement with the Real Estate Center at Texas A&M University.



Greater McAllen Association of REALTORS®

Rio Grande City Housing Report

July 2022



Median price

\$126,000

↓ **22.7%**

Compared to July 2021

Price Distribution

\$0 - \$99,999	33.3%
\$100,000 - \$199,999	66.7%
\$200,000 - \$299,999	0.0%
\$300,000 - \$399,999	0.0%
\$400,000 - \$499,999	0.0%
\$500,000 - \$749,999	0.0%
\$750,000 - \$999,999	0.0%
\$1,000,000+	0.0%



Active listings

↑ **43.8%**

23 in July 2022



Closed sales

↓ **40%**

3 in July 2022



Days on market

Days on market 131

Days to close 48

Total 179

114 days more than July 2021



Months of inventory

8.6

Compared to 7.4 in July 2021

About the data used in this report

Data used in this report come from the Texas REALTOR® Data Relevance Project, a partnership among the Texas Association of REALTORS® and local REALTOR® associations throughout the state. Analysis is provided through a research agreement with the Real Estate Center at Texas A&M University.



Greater McAllen Association of REALTORS®

San Juan Housing Report

July 2022



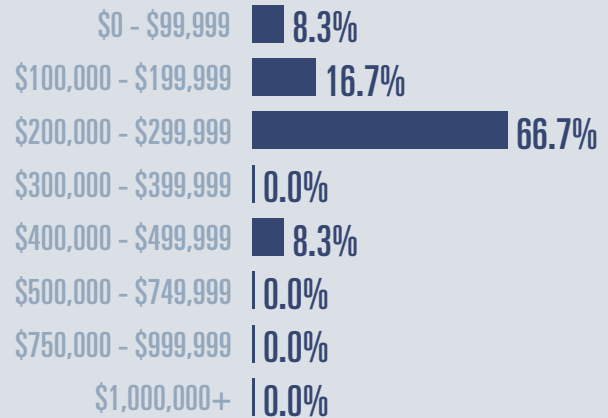
Median price

\$231,000

↑ **30.1%**

Compared to July 2021

Price Distribution



Active listings

↑ **37.5%**

33 in July 2022



Closed sales

↑ **27.3%**

14 in July 2022



Days on market

Days on market 27

Days to close 27

Total 54

120 days less than July 2021



Months of inventory

2.5

Compared to 1.8 in July 2021

About the data used in this report

Data used in this report come from the Texas REALTOR® Data Relevance Project, a partnership among the Texas Association of REALTORS® and local REALTOR® associations throughout the state. Analysis is provided through a research agreement with the Real Estate Center at Texas A&M University.



Greater McAllen Association of REALTORS®

Weslaco Housing Report

July 2022




Median price

\$240,000

↑ **8.2%**

Compared to July 2021

Price Distribution



Active listings

↑ **127.6%**

66 in July 2022



Closed sales

↑ **50%**

21 in July 2022



Days on market

Days on market 62

Days to close 29

Total 91

17 days more than July 2021



Months of inventory

3.6

Compared to 1.7 in July 2021

About the data used in this report

Data used in this report come from the Texas REALTOR® Data Relevance Project, a partnership among the Texas Association of REALTORS® and local REALTOR® associations throughout the state. Analysis is provided through a research agreement with the Real Estate Center at Texas A&M University.



Greater McAllen Association of REALTORS®