



GREATER McALLEN
ASSOCIATION OF REALTORS®

1324

Housing Stats

McAllen-Edinburg-Mission MSA

Housing Report

December 2023



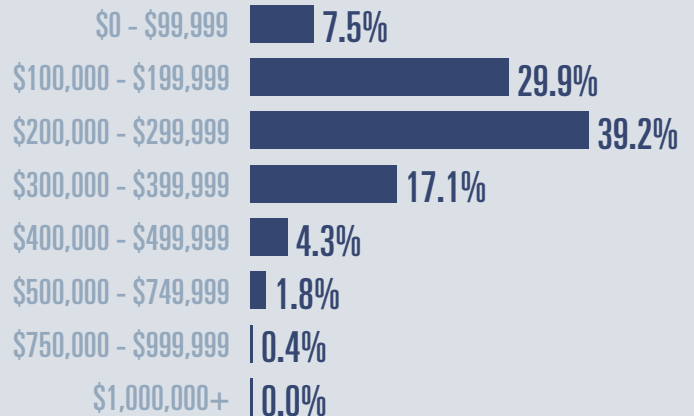
Median price

\$229,250

↑ **4.7%**

Compared to December 2022

Price Distribution



Active listings

↑ **37.1%**

1,901 in December 2023



Closed sales

↓ **3.2%**

305 in December 2023



Days on market

Days on market 57

Days to close 26

Total 83

1 day more than December 2022



Months of inventory

5.9

Compared to 3.9 in December 2022

About the data used in this report

Data used in this report come from the Texas REALTOR® Data Relevance Project, a partnership among the Texas Association of REALTORS® and local REALTOR® associations throughout the state. Analysis is provided through a research agreement with the Real Estate Center at Texas A&M University.



Greater McAllen Association of REALTORS®

Alamo Housing Report

December 2023



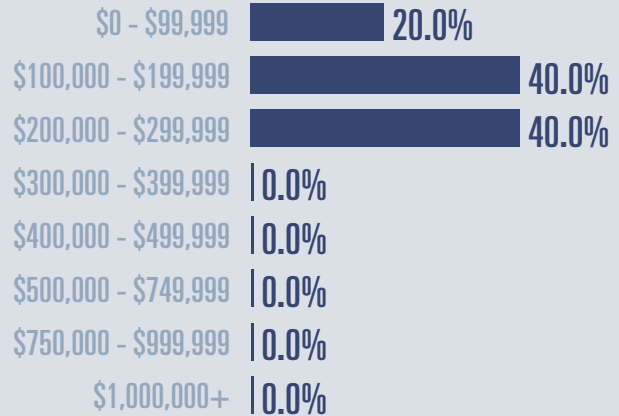
Median price

\$189,000

↓ **8%**

Compared to December 2022

Price Distribution



Active listings

↑ **73.3%**

52 in December 2023



Closed sales

↓ **16.7%**

5 in December 2023



Days on market

Days on market 27

Days to close 22

Total 49

28 days less than December 2022



Months of inventory

6.2

Compared to 2.8 in December 2022

About the data used in this report

Data used in this report come from the Texas REALTOR® Data Relevance Project, a partnership among the Texas Association of REALTORS® and local REALTOR® associations throughout the state. Analysis is provided through a research agreement with the Real Estate Center at Texas A&M University.



Greater McAllen Association of REALTORS®

Alton Housing Report

December 2023



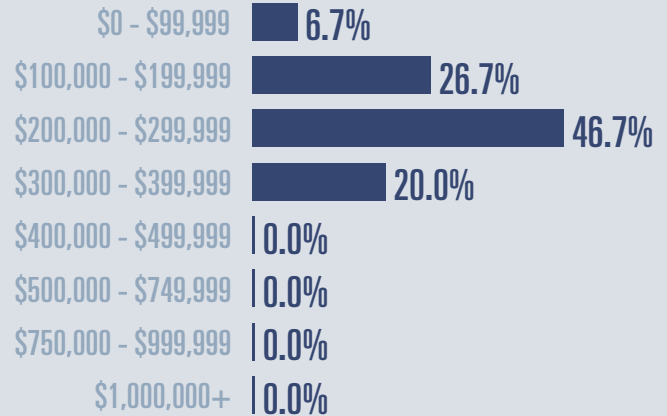
Median price

\$234,000

↓ **5.3%**

Compared to December 2022

Price Distribution



Active listings

↑ **34.4%**

82 in December 2023



Closed sales

↑ **100%**

16 in December 2023



Days on market

Days on market 55

Days to close 31

Total 86

28 days more than December 2022



Months of inventory

6.0

Compared to 6.6 in December 2022

About the data used in this report

Data used in this report come from the Texas REALTOR® Data Relevance Project, a partnership among the Texas Association of REALTORS® and local REALTOR® associations throughout the state. Analysis is provided through a research agreement with the Real Estate Center at Texas A&M University.



Greater McAllen Association of REALTORS®

Donna Housing Report

December 2023



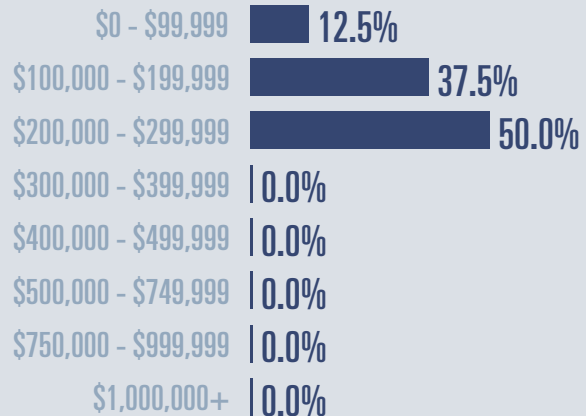
Median price

\$188,500

↓ **3.3%**

Compared to December 2022

Price Distribution



Active listings

↑ **21.4%**

34 in December 2023



Closed sales

↑ **14.3%**

8 in December 2023



Days on market

Days on market 63

Days to close 15

Total 78

9 days less than December 2022



Months of inventory

5.1

Compared to 5.6 in December 2022

About the data used in this report

Data used in this report come from the Texas REALTOR® Data Relevance Project, a partnership among the Texas Association of REALTORS® and local REALTOR® associations throughout the state. Analysis is provided through a research agreement with the Real Estate Center at Texas A&M University.



Greater McAllen Association of REALTORS®

Edinburg Housing Report

December 2023



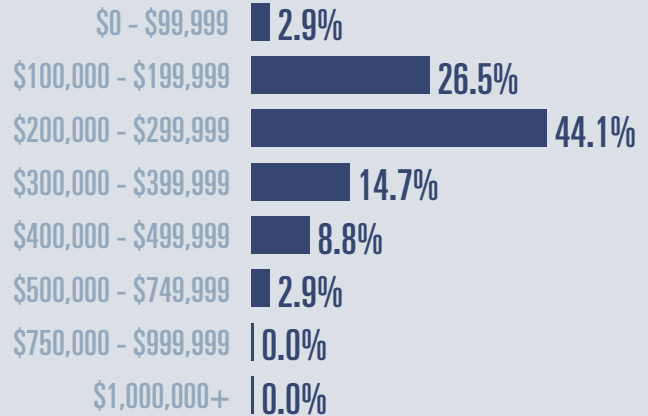
Median price

\$236,500

↑ **10.5%**

Compared to December 2022

Price Distribution



Active listings

↑ **11.8%**

199 in December 2023



Closed sales

↓ **7.5%**

37 in December 2023



Days on market

Days on market 62

Days to close 37

Total 99

23 days more than December 2022



Months of inventory

4.2

Compared to 3.8 in December 2022

About the data used in this report

Data used in this report come from the Texas REALTOR® Data Relevance Project, a partnership among the Texas Association of REALTORS® and local REALTOR® associations throughout the state. Analysis is provided through a research agreement with the Real Estate Center at Texas A&M University.



Greater McAllen Association of REALTORS®

Hidalgo Housing Report

December 2023



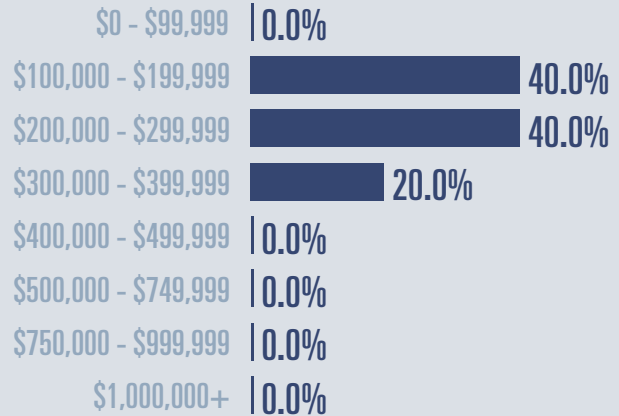
Median price

\$235,000

↑ **27%**

Compared to December 2022

Price Distribution



Active listings

↑ **140%**

36 in December 2023



Closed sales

↑ **66.7%**

5 in December 2023



Days on market

Days on market 62

Days to close 35

Total 97

9 days less than December 2022



Months of inventory

8.2

Compared to 3.8 in December 2022

About the data used in this report

Data used in this report come from the Texas REALTOR® Data Relevance Project, a partnership among the Texas Association of REALTORS® and local REALTOR® associations throughout the state. Analysis is provided through a research agreement with the Real Estate Center at Texas A&M University.



Greater McAllen Association of REALTORS®

McAllen Housing Report

December 2023



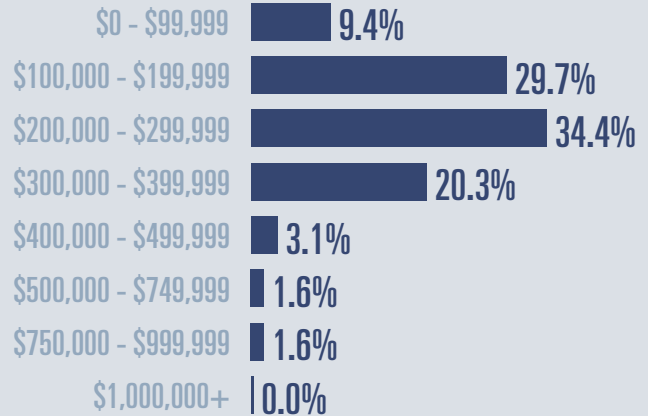
Median price

\$237,500

↓ **1%**

Compared to December 2022

Price Distribution



Active listings

↑ **22%**

294 in December 2023



Closed sales

↓ **20.7%**

69 in December 2023



Days on market

Days on market 70

Days to close 26

Total 96

17 days more than December 2022



Months of inventory

4.3

Compared to 2.6 in December 2022

About the data used in this report

Data used in this report come from the Texas REALTOR® Data Relevance Project, a partnership among the Texas Association of REALTORS® and local REALTOR® associations throughout the state. Analysis is provided through a research agreement with the Real Estate Center at Texas A&M University.



Greater McAllen Association of REALTORS®

Mercedes Housing Report

December 2023



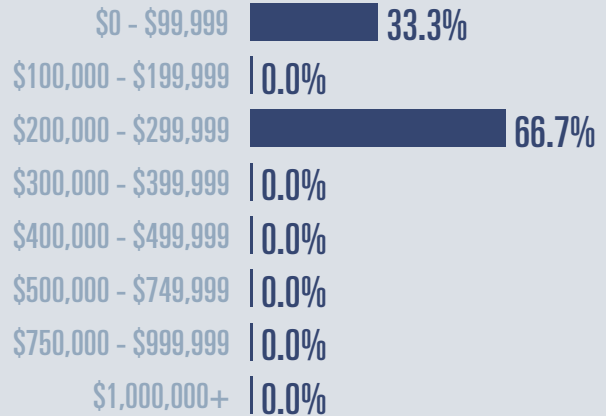
Median price

\$268,200

↑ **33.2%**

Compared to December 2022

Price Distribution



Active listings

↓ **6.7%**

28 in December 2023



Closed sales

Flat **0%**

3 in December 2023



Days on market

Days on market 59

Days to close 46

Total 105

43 days more than December 2022



Months of inventory

4.1

Compared to 4.4 in December 2022

About the data used in this report

Data used in this report come from the Texas REALTOR® Data Relevance Project, a partnership among the Texas Association of REALTORS® and local REALTOR® associations throughout the state. Analysis is provided through a research agreement with the Real Estate Center at Texas A&M University.



Greater McAllen Association of REALTORS®

Mission Housing Report

December 2023



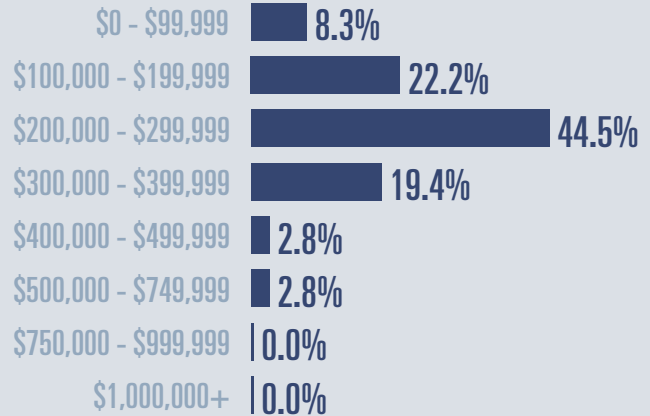
Median price

\$235,000

↑ **16.9%**

Compared to December 2022

Price Distribution



Active listings

↑ **28.1%**

246 in December 2023



Closed sales

↑ **5.6%**

38 in December 2023



Days on market

Days on market 48

Days to close 22

Total 70

8 days more than December 2022



Months of inventory

5.7

Compared to 3.7 in December 2022

About the data used in this report

Data used in this report come from the Texas REALTOR® Data Relevance Project, a partnership among the Texas Association of REALTORS® and local REALTOR® associations throughout the state. Analysis is provided through a research agreement with the Real Estate Center at Texas A&M University.



Greater McAllen Association of REALTORS®

Palmhurst Housing Report

December 2023



Median price

\$470,000

↓ **2.1%**

Compared to December 2022

Price Distribution

\$0 - \$99,999	0.0%
\$100,000 - \$199,999	0.0%
\$200,000 - \$299,999	0.0%
\$300,000 - \$399,999	0.0%
\$400,000 - \$499,999	100.0%
\$500,000 - \$749,999	0.0%
\$750,000 - \$999,999	0.0%
\$1,000,000+	0.0%



Active listings

↑ **75%**

14 in December 2023



Closed sales

↑ **100%**

2 in December 2023



Days on market

Days on market 92

Days to close 17

Total 109

58 days less than December 2022



Months of inventory

9.9

Compared to 6.0 in December 2022

About the data used in this report

Data used in this report come from the Texas REALTOR® Data Relevance Project, a partnership among the Texas Association of REALTORS® and local REALTOR® associations throughout the state. Analysis is provided through a research agreement with the Real Estate Center at Texas A&M University.



Greater McAllen Association of REALTORS®

Palmview Housing Report

December 2023



Median price

\$189,000

↑ **13%**

Compared to December 2022

Price Distribution

\$0 - \$99,999	0.0%
\$100,000 - \$199,999	64.3%
\$200,000 - \$299,999	35.7%
\$300,000 - \$399,999	0.0%
\$400,000 - \$499,999	0.0%
\$500,000 - \$749,999	0.0%
\$750,000 - \$999,999	0.0%
\$1,000,000+	0.0%



Active listings

↑ **220%**

16 in December 2023



Closed sales

↑ **600%**

14 in December 2023



Days on market

Days on market 0

Days to close 0

Total 0

79 days less than December 2022



Months of inventory

8.7

Compared to 4.0 in December 2022

About the data used in this report

Data used in this report come from the Texas REALTOR® Data Relevance Project, a partnership among the Texas Association of REALTORS® and local REALTOR® associations throughout the state. Analysis is provided through a research agreement with the Real Estate Center at Texas A&M University.



TEXAS A&M UNIVERSITY
Texas Real Estate Research Center

Greater McAllen Association of REALTORS®

Pharr Housing Report

December 2023



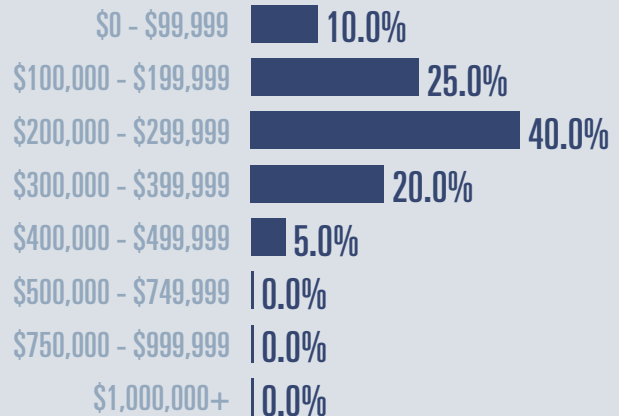
Median price

\$239,900

↑ **54.8%**

Compared to December 2022

Price Distribution



Active listings

↑ **19.1%**

106 in December 2023



Closed sales

↓ **27.6%**

21 in December 2023



Days on market

Days on market 52

Days to close 25

Total 77

2 days less than December 2022



Months of inventory

4.6

Compared to 3.6 in December 2022

About the data used in this report

Data used in this report come from the Texas REALTOR® Data Relevance Project, a partnership among the Texas Association of REALTORS® and local REALTOR® associations throughout the state. Analysis is provided through a research agreement with the Real Estate Center at Texas A&M University.



Greater McAllen Association of REALTORS®

San Juan Housing Report

December 2023



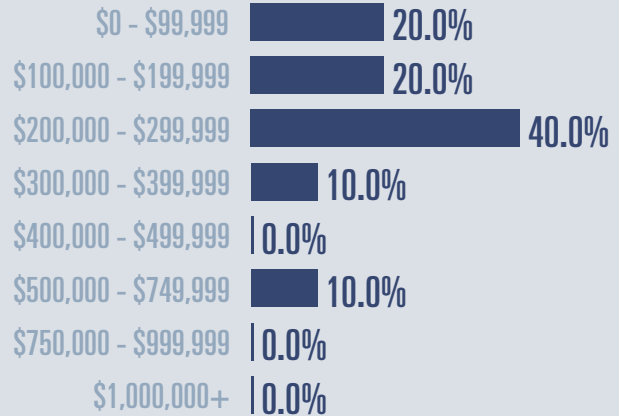
Median price

\$215,500

↓ **4.4%**

Compared to December 2022

Price Distribution



Active listings

↑ **14.6%**

63 in December 2023



Closed sales

↓ **37.5%**

10 in December 2023



Days on market

Days on market 64

Days to close 19

Total 83

9 days less than December 2022



Months of inventory

5.9

Compared to 4.0 in December 2022

About the data used in this report

Data used in this report come from the Texas REALTOR® Data Relevance Project, a partnership among the Texas Association of REALTORS® and local REALTOR® associations throughout the state. Analysis is provided through a research agreement with the Real Estate Center at Texas A&M University.



Greater McAllen Association of REALTORS®

Weslaco Housing Report

December 2023



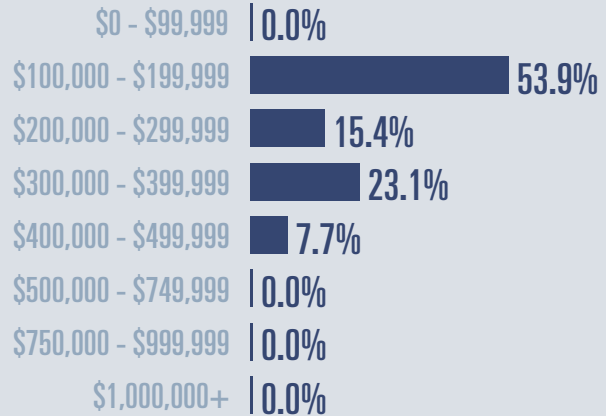
Median price

\$195,000

↓ **4.9%**

Compared to December 2022

Price Distribution



Active listings

↑ **41.3%**

106 in December 2023



Closed sales

↓ **23.5%**

13 in December 2023



Days on market

Days on market 58

Days to close 34

Total 92

17 days more than December 2022



Months of inventory

7.1

Compared to 3.8 in December 2022

About the data used in this report

Data used in this report come from the Texas REALTOR® Data Relevance Project, a partnership among the Texas Association of REALTORS® and local REALTOR® associations throughout the state. Analysis is provided through a research agreement with the Real Estate Center at Texas A&M University.



Greater McAllen Association of REALTORS®