



GREATER McALLEN
ASSOCIATION OF REALTORS®

1324

June 2022

Housing Stats

McAllen-Edinburg-Mission MSA Housing Report

June 2022



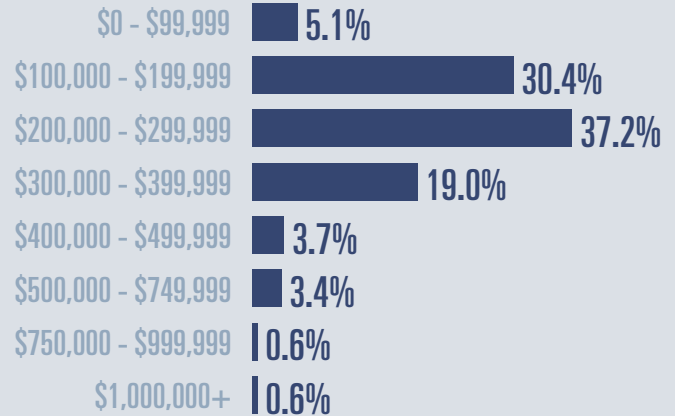
Median price

\$232,535

↑ **17.7%**

Compared to June 2021

Price Distribution



Active listings

↑ **35%**

1,000 in June 2022



Closed sales

↓ **6.8%**

398 in June 2022



Days on market

Days on market 43

Days to close 35

Total 78

18 days less than June 2021



Months of inventory

2.7

Compared to 2.1 in June 2021

About the data used in this report

Data used in this report come from the Texas REALTOR® Data Relevance Project, a partnership among the Texas Association of REALTORS® and local REALTOR® associations throughout the state. Analysis is provided through a research agreement with the Real Estate Center at Texas A&M University.



Greater McAllen Association of REALTORS®

Alamo Housing Report

June 2022



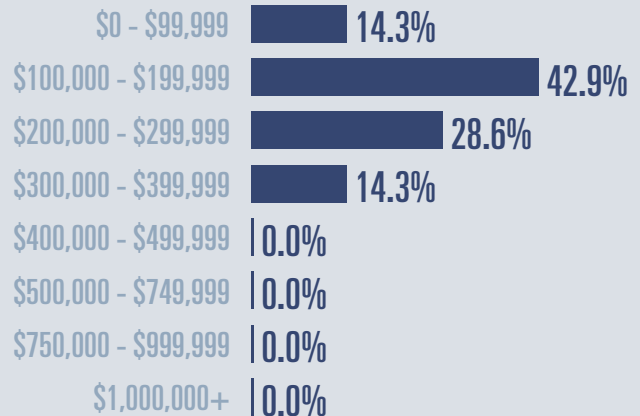
Median price

\$192,000

↑ **16.4%**

Compared to June 2021

Price Distribution



Active listings

↑ **22.2%**

22 in June 2022



Closed sales

↓ **46.7%**

8 in June 2022



Days on market

Days on market 41

Days to close 33

Total 74

8 days more than June 2021



Months of inventory

1.8

Compared to 1.3 in June 2021

About the data used in this report

Data used in this report come from the Texas REALTOR® Data Relevance Project, a partnership among the Texas Association of REALTORS® and local REALTOR® associations throughout the state. Analysis is provided through a research agreement with the Real Estate Center at Texas A&M University.

Donna Housing Report

June 2022



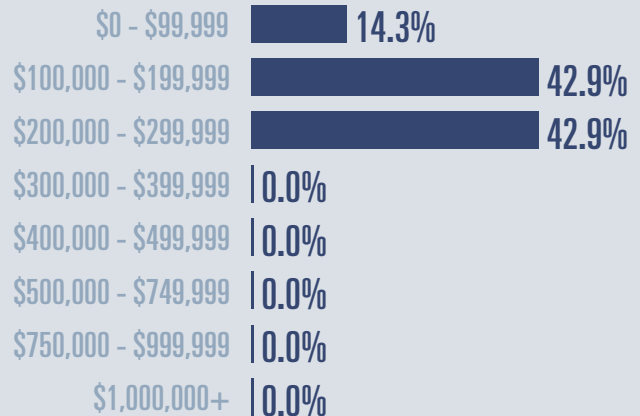
Median price

\$199,950

↑ **31.1%**

Compared to June 2021

Price Distribution



Active listings

↑ **37.5%**

11 in June 2022



Closed sales

↑ **75%**

7 in June 2022



Days on market

Days on market 57

Days to close 30

Total 87

22 days less than June 2021



Months of inventory

2.4

Compared to 4.0 in June 2021

About the data used in this report

Data used in this report come from the Texas REALTOR® Data Relevance Project, a partnership among the Texas Association of REALTORS® and local REALTOR® associations throughout the state. Analysis is provided through a research agreement with the Real Estate Center at Texas A&M University.

Edinburg Housing Report

June 2022




Median price

\$225,000

↑ **3.1%**

Compared to June 2021

Price Distribution



Active listings

↑ **39.7%**

102 in June 2022



Closed sales

↓ **1.9%**

53 in June 2022



Days on market

Days on market 45

Days to close 37

Total 82

10 days less than June 2021



Months of inventory

2.0

Compared to 1.4 in June 2021

About the data used in this report

Data used in this report come from the Texas REALTOR® Data Relevance Project, a partnership among the Texas Association of REALTORS® and local REALTOR® associations throughout the state. Analysis is provided through a research agreement with the Real Estate Center at Texas A&M University.



Greater McAllen Association of REALTORS®

McAllen Housing Report

June 2022



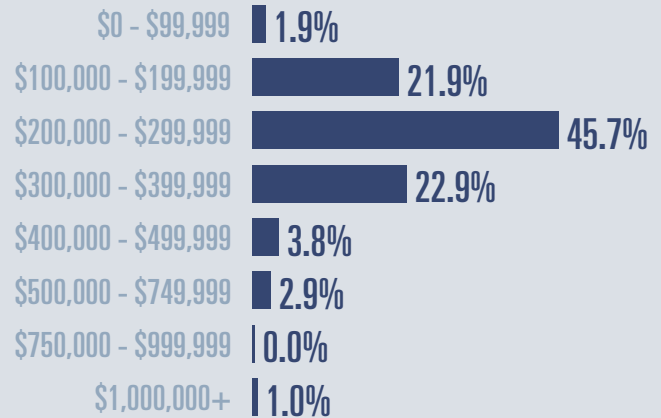
Median price

\$265,000

↑ **17.8%**

Compared to June 2021

Price Distribution



Active listings

↑ **9%**

182 in June 2022



Closed sales

↑ **0.9%**

119 in June 2022



Days on market

Days on market 38

Days to close 33

Total 71

26 days less than June 2021



Months of inventory

1.8

Compared to 1.9 in June 2021

About the data used in this report

Data used in this report come from the Texas REALTOR® Data Relevance Project, a partnership among the Texas Association of REALTORS® and local REALTOR® associations throughout the state. Analysis is provided through a research agreement with the Real Estate Center at Texas A&M University.

Mercedes Housing Report

June 2022



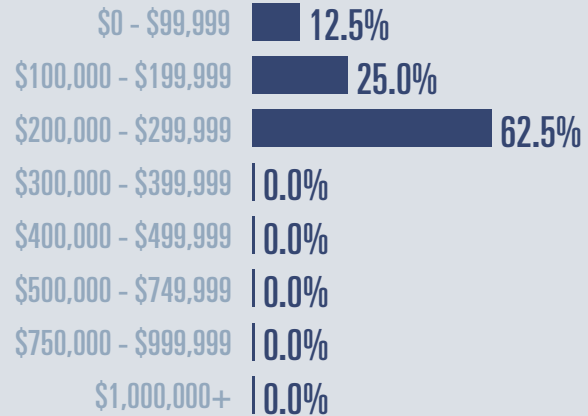
Median price

\$202,951

↑ **8%**

Compared to June 2021

Price Distribution



Active listings

↑ **100%**

16 in June 2022



Closed sales

↑ **200%**

9 in June 2022



Days on market

Days on market 109

Days to close 59

Total 168

56 days more than June 2021



Months of inventory

2.1

Compared to 1.7 in June 2021

About the data used in this report

Data used in this report come from the Texas REALTOR® Data Relevance Project, a partnership among the Texas Association of REALTORS® and local REALTOR® associations throughout the state. Analysis is provided through a research agreement with the Real Estate Center at Texas A&M University.

Mission Housing Report

June 2022



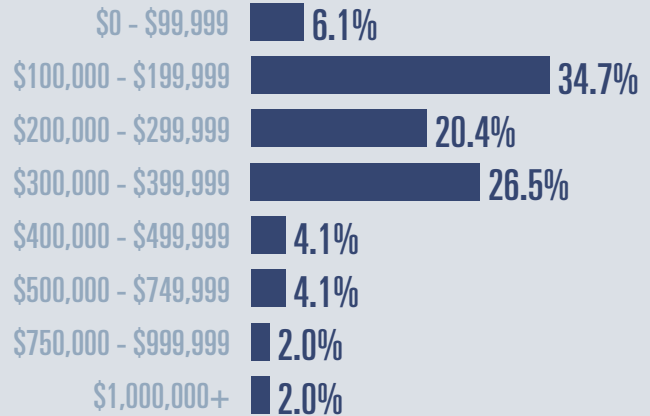
Median price

\$240,000

↑ **11.7%**

Compared to June 2021

Price Distribution



Active listings

↑ **18.8%**

152 in June 2022



Closed sales

↓ **31.7%**

54 in June 2022



Days on market

Days on market 38

Days to close 31

Total 69

13 days less than June 2021



Months of inventory

2.5

Compared to 2.1 in June 2021

About the data used in this report

Data used in this report come from the Texas REALTOR® Data Relevance Project, a partnership among the Texas Association of REALTORS® and local REALTOR® associations throughout the state. Analysis is provided through a research agreement with the Real Estate Center at Texas A&M University.



Greater McAllen Association of REALTORS®

Pharr Housing Report

June 2022



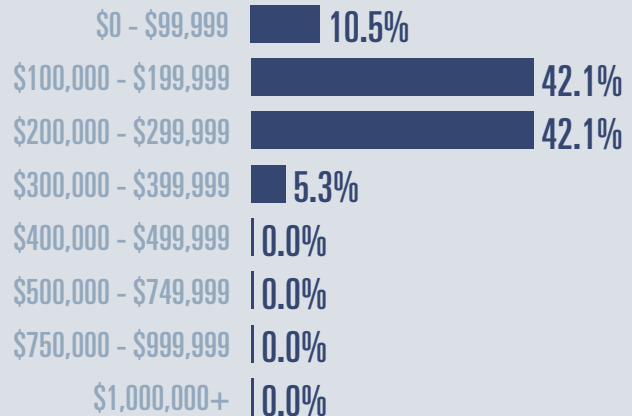
Median price

\$170,000

↑ **19.5%**

Compared to June 2021

Price Distribution



Active listings

↑ **48.7%**

58 in June 2022



Closed sales

↓ **25%**

21 in June 2022



Days on market

Days on market 29

Days to close 31

Total 60

6 days less than June 2021



Months of inventory

2.6

Compared to 1.6 in June 2021

About the data used in this report

Data used in this report come from the Texas REALTOR® Data Relevance Project, a partnership among the Texas Association of REALTORS® and local REALTOR® associations throughout the state. Analysis is provided through a research agreement with the Real Estate Center at Texas A&M University.



Greater McAllen Association of REALTORS®

Progreso Housing Report

June 2022



Median price

Flat **0%**

Compared to June 2021

Price Distribution

\$0 - \$99,999	0.0%
\$100,000 - \$199,999	0.0%
\$200,000 - \$299,999	0.0%
\$300,000 - \$399,999	0.0%
\$400,000 - \$499,999	0.0%
\$500,000 - \$749,999	0.0%
\$750,000 - \$999,999	0.0%
\$1,000,000+	0.0%



Active listings

↓ **50%**

1 in June 2022



Closed sales

Flat **0%**

0 in June 2022



Days on market

Days on market 0

Days to close 0

Total 0

Unchanged from June 2021



Months of inventory

3.0

Compared to 8.0 in June 2021

About the data used in this report

Data used in this report come from the Texas REALTOR® Data Relevance Project, a partnership among the Texas Association of REALTORS® and local REALTOR® associations throughout the state. Analysis is provided through a research agreement with the Real Estate Center at Texas A&M University.

Rio Grande City Housing Report

June 2022



Median price

\$182,250

↓ **34.9%**

Compared to June 2021

Price Distribution

\$0 - \$99,999	0.0%
\$100,000 - \$199,999	50.0%
\$200,000 - \$299,999	50.0%
\$300,000 - \$399,999	0.0%
\$400,000 - \$499,999	0.0%
\$500,000 - \$749,999	0.0%
\$750,000 - \$999,999	0.0%
\$1,000,000+	0.0%



Active listings

↑ **6.3%**

17 in June 2022



Closed sales

↑ **100%**

2 in June 2022



Days on market

Days on market 25

Days to close 66

Total 91

21 days more than June 2021



Months of inventory

6.0

Compared to 8.3 in June 2021

About the data used in this report

Data used in this report come from the Texas REALTOR® Data Relevance Project, a partnership among the Texas Association of REALTORS® and local REALTOR® associations throughout the state. Analysis is provided through a research agreement with the Real Estate Center at Texas A&M University.



Greater McAllen Association of REALTORS®

San Juan Housing Report

June 2022



Median price

\$143,000

↓ **9.5%**

Compared to June 2021

Price Distribution

\$0 - \$99,999	40.0%
\$100,000 - \$199,999	20.0%
\$200,000 - \$299,999	40.0%
\$300,000 - \$399,999	0.0%
\$400,000 - \$499,999	0.0%
\$500,000 - \$749,999	0.0%
\$750,000 - \$999,999	0.0%
\$1,000,000+	0.0%



Active listings

↑ **42.9%**

30 in June 2022



Closed sales

↓ **60%**

6 in June 2022



Days on market

Days on market 17

Days to close 17

Total 34

44 days less than June 2021



Months of inventory

2.3

Compared to 1.6 in June 2021

About the data used in this report

Data used in this report come from the Texas REALTOR® Data Relevance Project, a partnership among the Texas Association of REALTORS® and local REALTOR® associations throughout the state. Analysis is provided through a research agreement with the Real Estate Center at Texas A&M University.



Greater McAllen Association of REALTORS®

Weslaco Housing Report

June 2022



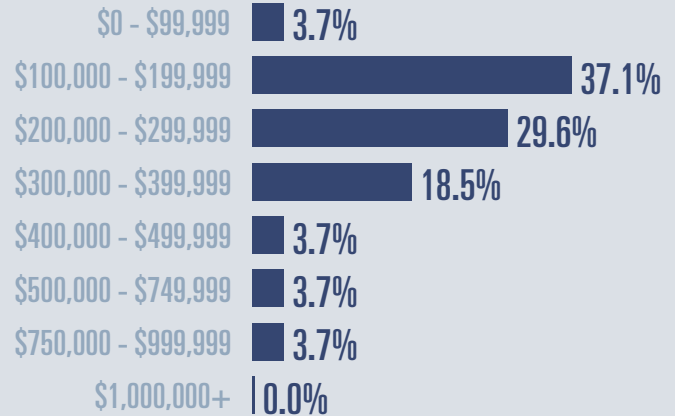
Median price

\$235,000

↑ **29.9%**

Compared to June 2021

Price Distribution



Active listings

↑ **189.5%**

55 in June 2022



Closed sales

↑ **25%**

30 in June 2022



Days on market

Days on market 53

Days to close 30

Total 83

40 days less than June 2021



Months of inventory

3.1

Compared to 1.1 in June 2021

About the data used in this report

Data used in this report come from the Texas REALTOR® Data Relevance Project, a partnership among the Texas Association of REALTORS® and local REALTOR® associations throughout the state. Analysis is provided through a research agreement with the Real Estate Center at Texas A&M University.



Greater McAllen Association of REALTORS®