Alamo
Housing Report

October 2026

Median price

$218,250

↑ 9.2%

Compared to October 2025

Price Distribution

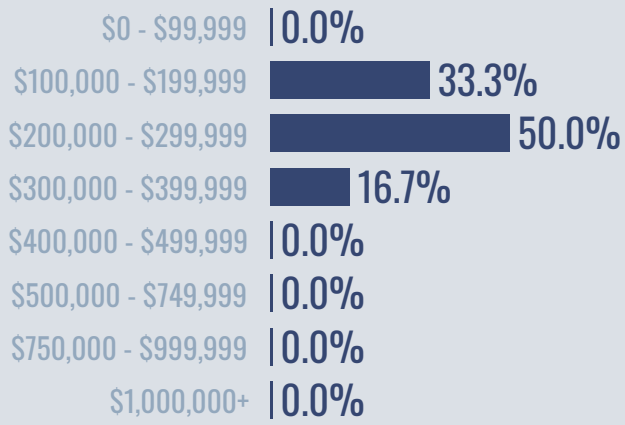

Active listings

↓ 8.5%

65 in October 2026

Closed sales

↑ 20%

12 in October 2026

Days on market

Days on market	127
Days to close	23
Total	150

69 days more than October 2025

Months of inventory

6.4

Compared to 8.5 in October 2025

About the data used in this report

Data used in this report come from the Texas REALTOR® Data Relevance Project, a partnership among the Texas Association of REALTORS® and local REALTOR® associations throughout the state. Analysis is provided through a research agreement with the Real Estate Center at Texas A&M University.

TEXAS REALTORS

TEXAS A&M UNIVERSITY Texas Real Estate Research Center

GREATER McALLEN ASSOCIATION OF REALTORS®

Alton
Housing Report

October 2026

Median price

$242,500

↓ 16.4%

Compared to October 2025

Price Distribution



Active listings

↑ 24.1%

108 in October 2026

Closed sales

↑ 27.3%

14 in October 2026

Days on market

Days on market	90
Days to close	22
Total	112

23 days less than October 2025

Months of inventory

11.1

Compared to 7.6 in October 2025

About the data used in this report

Data used in this report come from the Texas REALTOR® Data Relevance Project, a partnership among the Texas Association of REALTORS® and local REALTOR® associations throughout the state. Analysis is provided through a research agreement with the Real Estate Center at Texas A&M University.

TEXAS REALTORS

TEXAS A&M UNIVERSITY Texas Real Estate Research Center

GREATER McALLEN ASSOCIATION OF REALTORS®

Donna
Housing Report

October 2026

Median price

$155,000

↑ 12.3%

Compared to October 2025

Price Distribution



Active listings

↑ 6.7%

48 in October 2026

Closed sales

↑ 250%

7 in October 2026

Days on market

Days on market	49
Days to close	33
Total	82

2 days more than October 2025

Months of inventory

12.3

Compared to 11.3 in October 2025

About the data used in this report

Data used in this report come from the Texas REALTOR® Data Relevance Project, a partnership among the Texas Association of REALTORS® and local REALTOR® associations throughout the state. Analysis is provided through a research agreement with the Real Estate Center at Texas A&M University.

TEXAS REALTORS

TEXAS A&M UNIVERSITY Texas Real Estate Research Center

GREATER McALLEN ASSOCIATION OF REALTORS®

Edinburg
Housing Report

October 2026

Median price

$271,625

▼ 1.6%

Compared to October 2025

Price Distribution



Active listings

▲ 12.5%

404 in October 2026

Closed sales

Flat 0%

49 in October 2026

Days on market

Days on market	102
Days to close	29
Total	131

22 days more than October 2025

Months of inventory

8.4

Compared to 9.3 in October 2025

About the data used in this report

Data used in this report come from the Texas REALTOR® Data Relevance Project, a partnership among the Texas Association of REALTORS® and local REALTOR® associations throughout the state. Analysis is provided through a research agreement with the Real Estate Center at Texas A&M University.

TEXAS REALTORS

TEXAS A&M UNIVERSITY Texas Real Estate Research Center

GREATER McALLEN ASSOCIATION OF REALTORS®

Elsa
Housing Report

October 2026

Median price

$324,950

↑ 258.1%

Compared to October 2025

Price Distribution



Active listings

↑ 154.6%

28 in October 2026

Closed sales

↓ 50%

2 in October 2026

Days on market

Days on market	204
Days to close	36
Total	240

138 days more than October 2025

Months of inventory

15.3

Compared to 6.6 in October 2025

About the data used in this report

Data used in this report come from the Texas REALTOR® Data Relevance Project, a partnership among the Texas Association of REALTORS® and local REALTOR® associations throughout the state. Analysis is provided through a research agreement with the Real Estate Center at Texas A&M University.

TEXAS REALTORS

TEXAS A&M UNIVERSITY Texas Real Estate Research Center

GREATER McALLEN ASSOCIATION OF REALTORS®

Hidalgo
Housing Report

October 2026

Median price

$255,000

↑ 13.3%

Compared to October 2025

Price Distribution



Active listings

↑ 11.1%

40 in October 2026

Closed sales

↓ 25%

3 in October 2026

Days on market

Days on market	76
Days to close	130
Total	206

29 days more than October 2025

Months of inventory

7.9

Compared to 8.3 in October 2025

About the data used in this report

Data used in this report come from the Texas REALTOR® Data Relevance Project, a partnership among the Texas Association of REALTORS® and local REALTOR® associations throughout the state. Analysis is provided through a research agreement with the Real Estate Center at Texas A&M University.

TEXAS REALTORS

TEXAS A&M UNIVERSITY Texas Real Estate Research Center

GREATER McALLEN ASSOCIATION OF REALTORS®

La Joya
Housing Report

October 2026

Median price

$216,000

↑ 21%

Compared to October 2025

Price Distribution

$0 - $99,999	0.0%
$100,000 - $199,999	0.0%
$200,000 - $299,999	100.0%
$300,000 - $399,999	0.0%
$400,000 - $499,999	0.0%
$500,000 - $749,999	0.0%
$750,000 - $999,999	0.0%
$1,000,000+	0.0%

Active listings

↓ 34.4%

21 in October 2026

Closed sales

Flat 0%

2 in October 2026

Days on market

Days on market	28
Days to close	30
Total	58

209 days less than October 2025

Months of inventory

12.0

Compared to 19.2 in October 2025

About the data used in this report

Data used in this report come from the Texas REALTOR® Data Relevance Project, a partnership among the Texas Association of REALTORS® and local REALTOR® associations throughout the state. Analysis is provided through a research agreement with the Real Estate Center at Texas A&M University.

TEXAS REALTORS

TEXAS A&M UNIVERSITY Texas Real Estate Research Center

GREATER McALLEN ASSOCIATION OF REALTORS®

McAllen-Edinburg-Mission MSA

Housing Report

October 2026

Median price

$250,000

Flat 0.2%

Compared to October 2025

Price Distribution



Active listings

↑ 7.4%

3,353 in October 2026

Closed sales

↓ 7%

344 in October 2026

Days on market

Days on market	93
Days to close	28
Total	121

14 days more than October 2025

Months of inventory

9.4

Compared to 9.2 in October 2025

About the data used in this report

Data used in this report come from the Texas REALTOR® Data Relevance Project, a partnership among the Texas Association of REALTORS® and local REALTOR® associations throughout the state. Analysis is provided through a research agreement with the Real Estate Center at Texas A&M University.

TEXAS REALTORS

TEXAS A&M UNIVERSITY Texas Real Estate Research Center

GREATER McALLEN ASSOCIATION OF REALTORS®

McAllen
Housing Report

October 2026

Median price

$267,500

▲ 4.9%

Compared to October 2025

Price Distribution



Active listings

▲ 13.1%

632 in October 2026

Closed sales

▼ 37%

51 in October 2026

Days on market

Days on market	83
Days to close	23
Total	106

10 days more than October 2025

Months of inventory

9.8

Compared to 7.6 in October 2025

About the data used in this report

Data used in this report come from the Texas REALTOR® Data Relevance Project, a partnership among the Texas Association of REALTORS® and local REALTOR® associations throughout the state. Analysis is provided through a research agreement with the Real Estate Center at Texas A&M University.

TEXAS REALTORS

TEXAS A&M UNIVERSITY Texas Real Estate Research Center

GREATER McALLEN ASSOCIATION OF REALTORS®

Mercedes
Housing Report

October 2026

Median price

$260,000

↑ 44.5%

Compared to October 2025

Price Distribution

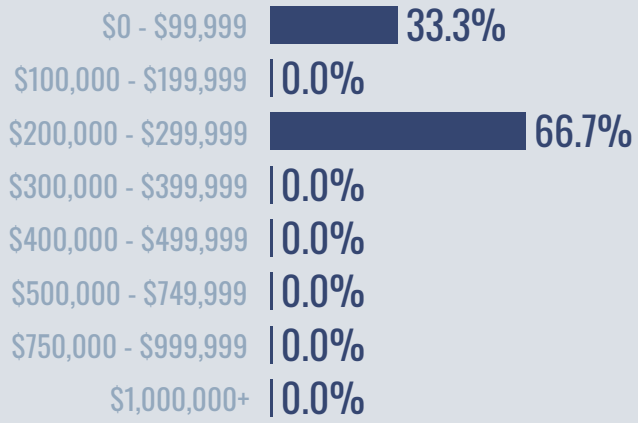

Active listings

↑ 8.3%

65 in October 2026

Closed sales

↓ 57.1%

3 in October 2026

Days on market

Days on market	97
Days to close	19
Total	116

25 days more than October 2025

Months of inventory

11.5

Compared to 10.0 in October 2025

About the data used in this report

Data used in this report come from the Texas REALTOR® Data Relevance Project, a partnership among the Texas Association of REALTORS® and local REALTOR® associations throughout the state. Analysis is provided through a research agreement with the Real Estate Center at Texas A&M University.

TEXAS REALTORS

TEXAS A&M UNIVERSITY
Texas Real Estate Research Center

GREATER McALLEN
ASSOCIATION OF REALTORS®

Mission Housing Report

October 2026

Median price

$286,750

↑ 7%

Compared to October 2025

Price Distribution



Active listings

↓ 6.1%

404 in October 2026

Closed sales

↑ 35%

54 in October 2026

Days on market

Days on market	113
Days to close	32
Total	145

36 days more than October 2025

Months of inventory

8.7

Compared to 9.7 in October 2025

About the data used in this report

Data used in this report come from the Texas REALTOR® Data Relevance Project, a partnership among the Texas Association of REALTORS® and local REALTOR® associations throughout the state. Analysis is provided through a research agreement with the Real Estate Center at Texas A&M University.

TEXAS REALTORS

TEXAS A&M UNIVERSITY Texas Real Estate Research Center

GREATER McALLEN ASSOCIATION OF REALTORS®

North Alamo
Housing Report

October 2026

Median price

Flat 0%

Compared to October 2025

Price Distribution

$0 - $99,999	0.0%
$100,000 - $199,999	0.0%
$200,000 - $299,999	0.0%
$300,000 - $399,999	0.0%
$400,000 - $499,999	0.0%
$500,000 - $749,999	0.0%
$750,000 - $999,999	0.0%
$1,000,000+	0.0%

Active listings

↑ 80%

9 in October 2026

Closed sales

Flat 0%

0 in October 2026

Days on market

Days on market	0
Days to close	0
Total	0

Unchanged from October 2025

Months of inventory

13.5

Compared to 12.0 in October 2025

About the data used in this report

Data used in this report come from the Texas REALTOR® Data Relevance Project, a partnership among the Texas Association of REALTORS® and local REALTOR® associations throughout the state. Analysis is provided through a research agreement with the Real Estate Center at Texas A&M University.

TEXAS REALTORS

TEXAS A&M UNIVERSITY Texas Real Estate Research Center

GREATER McALLEN ASSOCIATION OF REALTORS®

Palmview
Housing Report

October 2026

Median price

$119,000

▼ 68.6%

Compared to October 2025

Price Distribution

$0 - $99,999	50.0%
$100,000 - $199,999	50.0%
$200,000 - $299,999	0.0%
$300,000 - $399,999	0.0%
$400,000 - $499,999	0.0%
$500,000 - $749,999	0.0%
$750,000 - $999,999	0.0%
$1,000,000+	0.0%

Active listings

▼ 27.8%

13 in October 2026

Closed sales

▲ 100%

2 in October 2026

Days on market

Days on market	31
Days to close	21
Total	52

68 days less than October 2025

Months of inventory

11.1

Compared to 18.0 in October 2025

About the data used in this report

Data used in this report come from the Texas REALTOR® Data Relevance Project, a partnership among the Texas Association of REALTORS® and local REALTOR® associations throughout the state. Analysis is provided through a research agreement with the Real Estate Center at Texas A&M University.

TEXAS REALTORS

TEXAS A&M UNIVERSITY Texas Real Estate Research Center

GREATER McALLEN ASSOCIATION OF REALTORS®

Pharr
Housing Report

October 2026

Median price

$172,500

↓ 12.4%

Compared to October 2025

Price Distribution

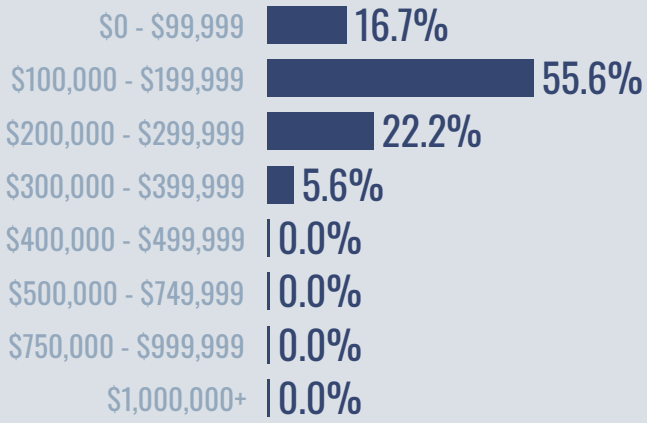

Active listings

↓ 2.8%

208 in October 2026

Closed sales

↓ 9.5%

19 in October 2026

Days on market

Days on market	58
Days to close	25
Total	83

11 days more than October 2025

Months of inventory

9.8

Compared to 11.0 in October 2025

About the data used in this report

Data used in this report come from the Texas REALTOR® Data Relevance Project, a partnership among the Texas Association of REALTORS® and local REALTOR® associations throughout the state. Analysis is provided through a research agreement with the Real Estate Center at Texas A&M University.

TEXAS REALTORS

TEXAS A&M UNIVERSITY Texas Real Estate Research Center

GREATER McALLEN ASSOCIATION OF REALTORS®

San Juan Housing Report

October 2026

Median price

$225,000

↓ 1.5%

Compared to October 2025

Price Distribution



Active listings

↓ 9%

131 in October 2026

Closed sales

↓ 50%

11 in October 2026

Days on market

Days on market	86
Days to close	16
Total	102

27 days more than October 2025

Months of inventory

8.5

Compared to 11.2 in October 2025

About the data used in this report

Data used in this report come from the Texas REALTOR® Data Relevance Project, a partnership among the Texas Association of REALTORS® and local REALTOR® associations throughout the state. Analysis is provided through a research agreement with the Real Estate Center at Texas A&M University.

TEXAS REALTORS

TEXAS A&M UNIVERSITY Texas Real Estate Research Center

GREATER McALLEN ASSOCIATION OF REALTORS®

South Alamo
Housing Report

October 2026

Median price

Flat 0%

Compared to October 2025

Price Distribution

$0 - $99,999	0.0%
$100,000 - $199,999	0.0%
$200,000 - $299,999	0.0%
$300,000 - $399,999	0.0%
$400,000 - $499,999	0.0%
$500,000 - $749,999	0.0%
$750,000 - $999,999	0.0%
$1,000,000+	0.0%

Active listings

↑ 80%

9 in October 2026

Closed sales

Flat 0%

0 in October 2026

Days on market

Days on market	0
Days to close	0
Total	0

Unchanged from October 2025

Months of inventory

36.0

Compared to 7.5 in October 2025

About the data used in this report

Data used in this report come from the Texas REALTOR® Data Relevance Project, a partnership among the Texas Association of REALTORS® and local REALTOR® associations throughout the state. Analysis is provided through a research agreement with the Real Estate Center at Texas A&M University.

TEXAS REALTORS

TEXAS A&M UNIVERSITY Texas Real Estate Research Center

GREATER McALLEN ASSOCIATION OF REALTORS®

Weslaco
Housing Report

October 2026

Median price

$230,000

↓ 12.1%

Compared to October 2025

Price Distribution



Active listings

↑ 19.3%

167 in October 2026

Closed sales

↑ 43.8%

23 in October 2026

Days on market

Days on market	84
Days to close	37
Total	121

32 days more than October 2025

Months of inventory

9.5

Compared to 7.5 in October 2025

About the data used in this report

Data used in this report come from the Texas REALTOR® Data Relevance Project, a partnership among the Texas Association of REALTORS® and local REALTOR® associations throughout the state. Analysis is provided through a research agreement with the Real Estate Center at Texas A&M University.

TEXAS REALTORS

TEXAS A&M UNIVERSITY Texas Real Estate Research Center

GREATER McALLEN ASSOCIATION OF REALTORS®

West Sharyland
Housing Report

October 2026

Median price

Flat 0%

Compared to October 2025

Price Distribution

$0 - $99,999	0.0%
$100,000 - $199,999	0.0%
$200,000 - $299,999	0.0%
$300,000 - $399,999	0.0%
$400,000 - $499,999	0.0%
$500,000 - $749,999	0.0%
$750,000 - $999,999	0.0%
$1,000,000+	0.0%

Active listings

Flat 0%

3 in October 2026

Closed sales

Flat 0%

0 in October 2026

Days on market

Days on market	0
Days to close	0
Total	0

Unchanged from October 2025

Months of inventory

18.0

Compared to 5.1 in October 2025

About the data used in this report

Data used in this report come from the Texas REALTOR® Data Relevance Project, a partnership among the Texas Association of REALTORS® and local REALTOR® associations throughout the state. Analysis is provided through a research agreement with the Real Estate Center at Texas A&M University.

TEXAS REALTORS

TEXAS A&M UNIVERSITY Texas Real Estate Research Center

GREATER McALLEN ASSOCIATION OF REALTORS®