

McAllen-Edinburg-Mission Housing Report

December 2021



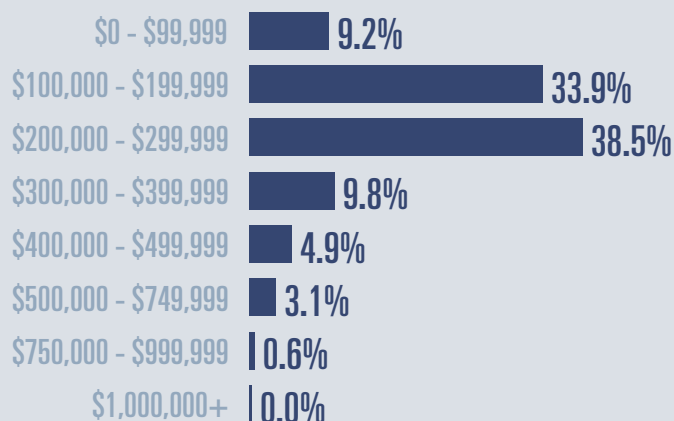
Median price

\$219,900

↑ 18.2%

Compared to December 2020

Price Distribution



Active listings

↓ 19.9%

851 in December 2021



Closed sales

↑ 5.4%

370 in December 2021



Days on market

Days on market 48

Days to close 34

Total 82

22 days less than December 2020



Months of inventory

2.4

Compared to 3.4 in December 2020

About the data used in this report

Data used in this report come from the Texas REALTOR® Data Relevance Project, a partnership among the Texas Association of REALTORS® and local REALTOR® associations throughout the state. Analysis is provided through a research agreement with the Real Estate Center at Texas A&M University.



TEXAS A&M UNIVERSITY
Texas Real Estate Research Center

Greater McAllen Association of REALTORS®

Alamo Housing Report

December 2021



Median price

\$189,000

↑ **52.5%**

Compared to December 2020

Price Distribution

\$0 - \$99,999	0.0%
\$100,000 - \$199,999	54.6%
\$200,000 - \$299,999	45.5%
\$300,000 - \$399,999	0.0%
\$400,000 - \$499,999	0.0%
\$500,000 - \$749,999	0.0%
\$750,000 - \$999,999	0.0%
\$1,000,000+	0.0%



Active listings

↓ **41.4%**

17 in December 2021



Closed sales

↑ **20%**

12 in December 2021



Days on market

Days on market 19

Days to close 37

Total 56

40 days less than December 2020



Months of inventory

1.3

Compared to 2.5 in December 2020

About the data used in this report

Data used in this report come from the Texas REALTOR® Data Relevance Project, a partnership among the Texas Association of REALTORS® and local REALTOR® associations throughout the state. Analysis is provided through a research agreement with the Real Estate Center at Texas A&M University.

Donna Housing Report

December 2021




Median price

\$220,000

↑ 100%

Compared to December 2020

Price Distribution



Active listings

↑ 160%

13 in December 2021



Closed sales

↑ 100%

5 in December 2021



Days on market

Days on market 63

Days to close 31

Total 94

94 days more than December 2020



Months of inventory

4.2

Compared to 3.0 in December 2020

About the data used in this report

Data used in this report come from the Texas REALTOR® Data Relevance Project, a partnership among the Texas Association of REALTORS® and local REALTOR® associations throughout the state. Analysis is provided through a research agreement with the Real Estate Center at Texas A&M University.

Hidalgo Housing Report

December 2021



Median price

\$168,000

↑ **13.9%**

Compared to December 2020

Price Distribution

\$0 - \$99,999	0.0%
\$100,000 - \$199,999	50.0%
\$200,000 - \$299,999	50.0%
\$300,000 - \$399,999	0.0%
\$400,000 - \$499,999	0.0%
\$500,000 - \$749,999	0.0%
\$750,000 - \$999,999	0.0%
\$1,000,000+	0.0%



Active listings

↓ **50%**

11 in December 2021



Closed sales

↓ **66.7%**

2 in December 2021



Days on market

Days on market 30

Days to close 57

Total 87

9 days less than December 2020



Months of inventory

3.1

Compared to 4.2 in December 2020

About the data used in this report

Data used in this report come from the Texas REALTOR® Data Relevance Project, a partnership among the Texas Association of REALTORS® and local REALTOR® associations throughout the state. Analysis is provided through a research agreement with the Real Estate Center at Texas A&M University.

McAllen Housing Report

December 2021



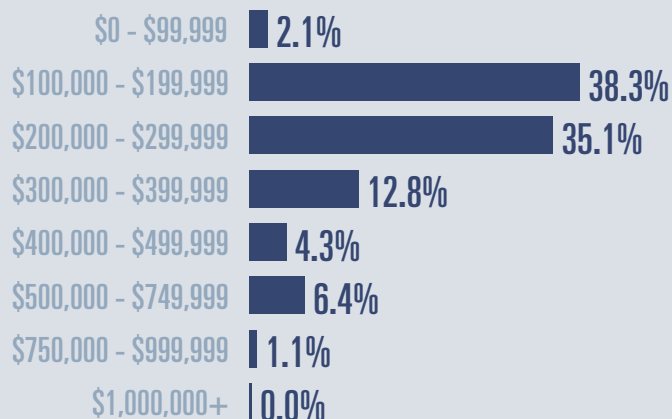
Median price

\$224,000

↑ 4.7%

Compared to December 2020

Price Distribution



Active listings

↓ 22.3%

181 in December 2021



Closed sales

↑ 5%

106 in December 2021



Days on market

Days on market 52

Days to close 29

Total 81

6 days less than December 2020



Months of inventory

1.9

Compared to 3.0 in December 2020

About the data used in this report

Data used in this report come from the Texas REALTOR® Data Relevance Project, a partnership among the Texas Association of REALTORS® and local REALTOR® associations throughout the state. Analysis is provided through a research agreement with the Real Estate Center at Texas A&M University.

Mercedes Housing Report

December 2021



Median price

\$138,500

↑ **21.5%**

Compared to December 2020

Price Distribution

\$0 - \$99,999	20.0%
\$100,000 - \$199,999	80.0%
\$200,000 - \$299,999	0.0%
\$300,000 - \$399,999	0.0%
\$400,000 - \$499,999	0.0%
\$500,000 - \$749,999	0.0%
\$750,000 - \$999,999	0.0%
\$1,000,000+	0.0%



Active listings

↑ **50%**

24 in December 2021



Closed sales

↑ **66.7%**

5 in December 2021



Days on market

Days on market 20

Days to close 50

Total 70

67 days less than December 2020



Months of inventory

4.4

Compared to 2.8 in December 2020

About the data used in this report

Data used in this report come from the Texas REALTOR® Data Relevance Project, a partnership among the Texas Association of REALTORS® and local REALTOR® associations throughout the state. Analysis is provided through a research agreement with the Real Estate Center at Texas A&M University.



TEXAS A&M UNIVERSITY
Texas Real Estate Research Center

Greater McAllen Association of REALTORS®

Mission Housing Report

December 2021



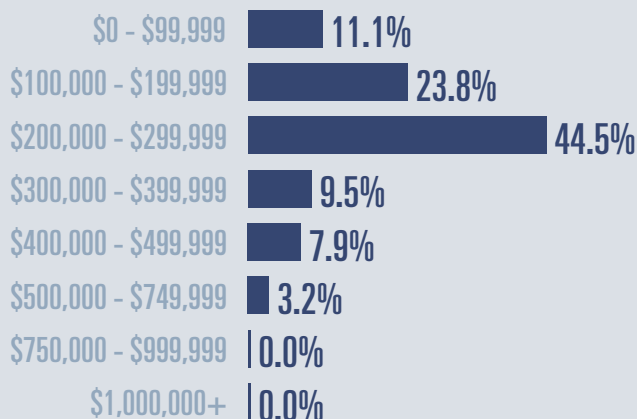
Median price

\$250,000

↑ **16.6%**

Compared to December 2020

Price Distribution



Active listings

↓ **29.2%**

131 in December 2021



Closed sales

↑ **54.4%**

71 in December 2021



Days on market

Days on market 52

Days to close 37

Total 89

42 days less than December 2020



Months of inventory

2.1

Compared to 3.5 in December 2020

About the data used in this report

Data used in this report come from the Texas REALTOR® Data Relevance Project, a partnership among the Texas Association of REALTORS® and local REALTOR® associations throughout the state. Analysis is provided through a research agreement with the Real Estate Center at Texas A&M University.

Palmhurst Housing Report

December 2021



Median price

\$285,000

↓ 45.5%

Compared to December 2020

Price Distribution

\$0 - \$99,999	0.0%
\$100,000 - \$199,999	0.0%
\$200,000 - \$299,999	66.7%
\$300,000 - \$399,999	0.0%
\$400,000 - \$499,999	33.3%
\$500,000 - \$749,999	0.0%
\$750,000 - \$999,999	0.0%
\$1,000,000+	0.0%



Active listings

↓ 60%

8 in December 2021



Closed sales

Flat 0%

3 in December 2021



Days on market

Days on market 91

Days to close 25

Total 116

25 days more than December 2020



Months of inventory

3.2

Compared to 14.1 in December 2020

About the data used in this report

Data used in this report come from the Texas REALTOR® Data Relevance Project, a partnership among the Texas Association of REALTORS® and local REALTOR® associations throughout the state. Analysis is provided through a research agreement with the Real Estate Center at Texas A&M University.

Pharr Housing Report

December 2021



Median price

\$185,600

↑ 7.1%

Compared to December 2020

Price Distribution

\$0 - \$99,999	18.8%
\$100,000 - \$199,999	37.5%
\$200,000 - \$299,999	37.5%
\$300,000 - \$399,999	0.0%
\$400,000 - \$499,999	0.0%
\$500,000 - \$749,999	6.3%
\$750,000 - \$999,999	0.0%
\$1,000,000+	0.0%



Active listings

↓ 8.3%

55 in December 2021



Closed sales

↓ 10%

18 in December 2021



Days on market

Days on market 41

Days to close 28

Total 69

47 days less than December 2020



Months of inventory

2.5

Compared to 2.7 in December 2020

About the data used in this report

Data used in this report come from the Texas REALTOR® Data Relevance Project, a partnership among the Texas Association of REALTORS® and local REALTOR® associations throughout the state. Analysis is provided through a research agreement with the Real Estate Center at Texas A&M University.

McAllen-Edinburg-Mission Housing Report

December 2021



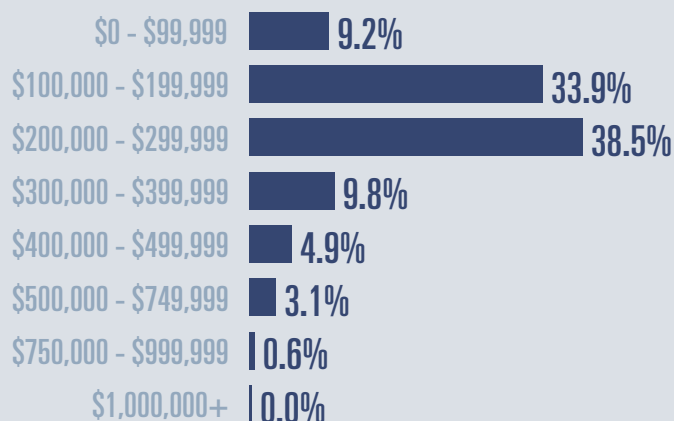
Median price

\$219,900

↑ 18.2%

Compared to December 2020

Price Distribution



Active listings

↓ 19.9%

851 in December 2021



Closed sales

↑ 5.4%

370 in December 2021



Days on market

Days on market 48

Days to close 34

Total 82

22 days less than December 2020



Months of inventory

2.4

Compared to 3.4 in December 2020

About the data used in this report

Data used in this report come from the Texas REALTOR® Data Relevance Project, a partnership among the Texas Association of REALTORS® and local REALTOR® associations throughout the state. Analysis is provided through a research agreement with the Real Estate Center at Texas A&M University.



TEXAS A&M UNIVERSITY
Texas Real Estate Research Center

Greater McAllen Association of REALTORS®

Rio Grande City Housing Report

December 2021



Median price

\$99,250

↓ 29.1%

Compared to December 2020

Price Distribution

\$0 - \$99,999	50.0%
\$100,000 - \$199,999	50.0%
\$200,000 - \$299,999	0.0%
\$300,000 - \$399,999	0.0%
\$400,000 - \$499,999	0.0%
\$500,000 - \$749,999	0.0%
\$750,000 - \$999,999	0.0%
\$1,000,000+	0.0%



Active listings

↓ 15%

17 in December 2021



Closed sales

↓ 50%

2 in December 2021



Days on market

Days on market 102

Days to close 47

Total 149

60 days less than December 2020



Months of inventory

8.2

Compared to 8.9 in December 2020

About the data used in this report

Data used in this report come from the Texas REALTOR® Data Relevance Project, a partnership among the Texas Association of REALTORS® and local REALTOR® associations throughout the state. Analysis is provided through a research agreement with the Real Estate Center at Texas A&M University.

San Juan Housing Report

December 2021



Median price

\$173,000

↑ **11.8%**

Compared to December 2020

Price Distribution

\$0 - \$99,999	0.0%
\$100,000 - \$199,999	71.4%
\$200,000 - \$299,999	28.6%
\$300,000 - \$399,999	0.0%
\$400,000 - \$499,999	0.0%
\$500,000 - \$749,999	0.0%
\$750,000 - \$999,999	0.0%
\$1,000,000+	0.0%



Active listings

↓ **37.5%**

20 in December 2021



Closed sales

↓ **50%**

8 in December 2021



Days on market

Days on market 30

Days to close 52

Total 82

63 days less than December 2020



Months of inventory

1.6

Compared to 2.7 in December 2020

About the data used in this report

Data used in this report come from the Texas REALTOR® Data Relevance Project, a partnership among the Texas Association of REALTORS® and local REALTOR® associations throughout the state. Analysis is provided through a research agreement with the Real Estate Center at Texas A&M University.

South Alamo Housing Report

December 2021



Median price

\$193,000

↑ **37.9%**

Compared to December 2020

Price Distribution

\$0 - \$99,999	25.0%
\$100,000 - \$199,999	75.0%
\$200,000 - \$299,999	0.0%
\$300,000 - \$399,999	0.0%
\$400,000 - \$499,999	0.0%
\$500,000 - \$749,999	0.0%
\$750,000 - \$999,999	0.0%
\$1,000,000+	0.0%



Active listings

↑ **200%**

9 in December 2021



Closed sales

↑ **300%**

4 in December 2021



Days on market

Days on market 71

Days to close 32

Total 103

88 days more than December 2020



Months of inventory

4.9

Compared to 1.1 in December 2020

About the data used in this report

Data used in this report come from the Texas REALTOR® Data Relevance Project, a partnership among the Texas Association of REALTORS® and local REALTOR® associations throughout the state. Analysis is provided through a research agreement with the Real Estate Center at Texas A&M University.

Weslaco Housing Report

December 2021



Median price

\$154,000

↑ 5.2%

Compared to December 2020

Price Distribution

\$0 - \$99,999	23.5%
\$100,000 - \$199,999	52.9%
\$200,000 - \$299,999	23.5%
\$300,000 - \$399,999	0.0%
\$400,000 - \$499,999	0.0%
\$500,000 - \$749,999	0.0%
\$750,000 - \$999,999	0.0%
\$1,000,000+	0.0%



Active listings

↑ 8.3%

39 in December 2021



Closed sales

↑ 35.7%

19 in December 2021



Days on market

Days on market 42

Days to close 35

Total 77

109 days less than December 2020



Months of inventory

2.6

Compared to 2.1 in December 2020

About the data used in this report

Data used in this report come from the Texas REALTOR® Data Relevance Project, a partnership among the Texas Association of REALTORS® and local REALTOR® associations throughout the state. Analysis is provided through a research agreement with the Real Estate Center at Texas A&M University.