



GREATER McALLEN
ASSOCIATION OF REALTORS®

1324

Housing Stats

McAllen-Edinburg-Mission MSA

Housing Report

December 2022



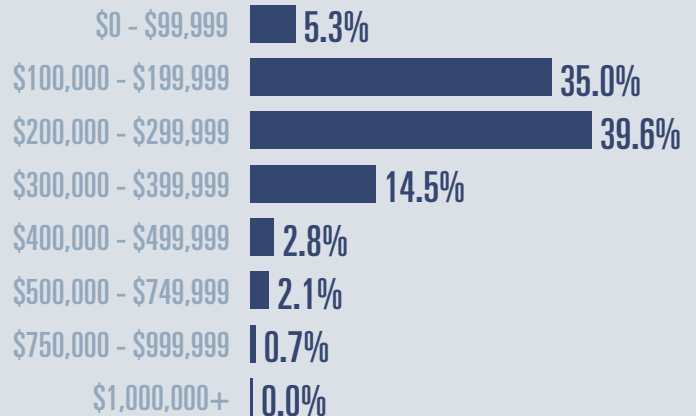
Median price

\$219,000

↑ **0.1%**

Compared to December 2021

Price Distribution



Active listings

↑ **77.6%**

1,453 in December 2022



Closed sales

↓ **10.6%**

320 in December 2022



Days on market

Days on market 55

Days to close 27

Total 82

1 day less than December 2021



Months of inventory

4.1

Compared to 2.3 in December 2021

About the data used in this report

Data used in this report come from the Texas REALTOR® Data Relevance Project, a partnership among the Texas Association of REALTORS® and local REALTOR® associations throughout the state. Analysis is provided through a research agreement with the Real Estate Center at Texas A&M University.



Greater McAllen Association of REALTORS®

Alamo Housing Report

December 2022



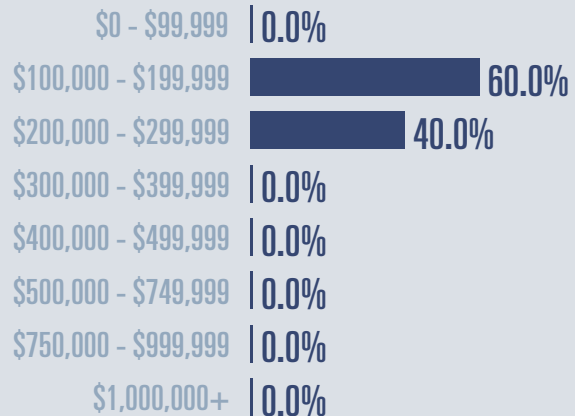
Median price

\$189,000

↓ **0.3%**

Compared to December 2021

Price Distribution



Active listings

↑ **100%**

32 in December 2022



Closed sales

↓ **58.3%**

5 in December 2022



Days on market

Days on market 43

Days to close 18

Total 61

2 days more than December 2021



Months of inventory

3.0

Compared to 1.2 in December 2021

About the data used in this report

Data used in this report come from the Texas REALTOR® Data Relevance Project, a partnership among the Texas Association of REALTORS® and local REALTOR® associations throughout the state. Analysis is provided through a research agreement with the Real Estate Center at Texas A&M University.



Greater McAllen Association of REALTORS®

Donna Housing Report

December 2022



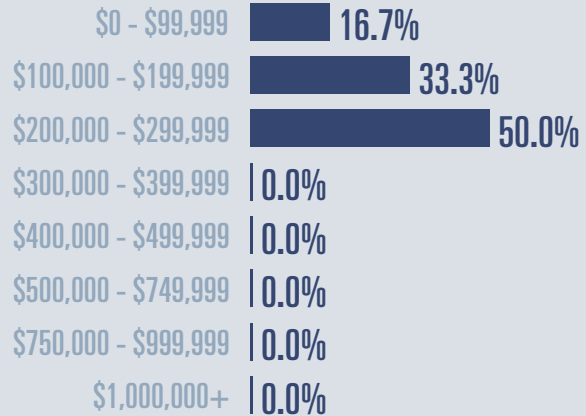
Median price

\$205,000

↑ **18.8%**

Compared to December 2021

Price Distribution



Active listings

↑ **153.9%**

33 in December 2022



Closed sales

↑ **50%**

6 in December 2022



Days on market

Days on market 82

Days to close 16

Total 98

15 days more than December 2021



Months of inventory

6.7

Compared to 4.3 in December 2021

About the data used in this report

Data used in this report come from the Texas REALTOR® Data Relevance Project, a partnership among the Texas Association of REALTORS® and local REALTOR® associations throughout the state. Analysis is provided through a research agreement with the Real Estate Center at Texas A&M University.



Greater McAllen Association of REALTORS®

Edinburg Housing Report

December 2022



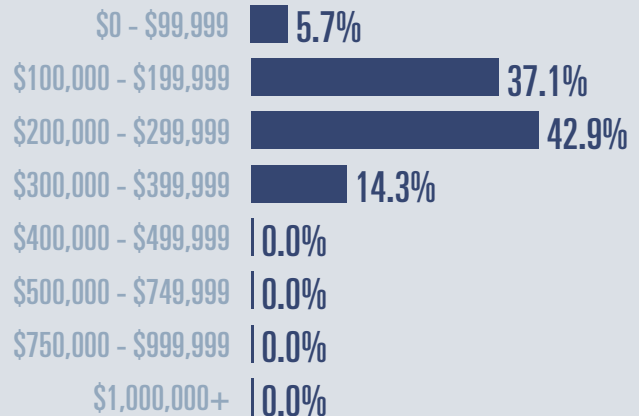
Median price

\$218,000

↓ **4.2%**

Compared to December 2021

Price Distribution



Active listings

↑ **156.9%**

185 in December 2022



Closed sales

↓ **17%**

39 in December 2022



Days on market

Days on market 51

Days to close 28

Total 79

2 days more than December 2021



Months of inventory

4.0

Compared to 1.4 in December 2021

About the data used in this report

Data used in this report come from the Texas REALTOR® Data Relevance Project, a partnership among the Texas Association of REALTORS® and local REALTOR® associations throughout the state. Analysis is provided through a research agreement with the Real Estate Center at Texas A&M University.

Hidalgo Housing Report

December 2022



Median price

\$185,000

↑ **10.1%**

Compared to December 2021

Price Distribution

\$0 - \$99,999	0.0%
\$100,000 - \$199,999	66.7%
\$200,000 - \$299,999	33.3%
\$300,000 - \$399,999	0.0%
\$400,000 - \$499,999	0.0%
\$500,000 - \$749,999	0.0%
\$750,000 - \$999,999	0.0%
\$1,000,000+	0.0%



Active listings

↑ **45.5%**

16 in December 2022



Closed sales

↑ **50%**

3 in December 2022



Days on market

Days on market 67

Days to close 39

Total 106

19 days more than December 2021



Months of inventory

4.2

Compared to 3.1 in December 2021

About the data used in this report

Data used in this report come from the Texas REALTOR® Data Relevance Project, a partnership among the Texas Association of REALTORS® and local REALTOR® associations throughout the state. Analysis is provided through a research agreement with the Real Estate Center at Texas A&M University.



Greater McAllen Association of REALTORS®

La Joya Housing Report

December 2022



Median price

↓ **100%**

Compared to December 2021

Price Distribution

\$0 - \$99,999	0.0%
\$100,000 - \$199,999	0.0%
\$200,000 - \$299,999	0.0%
\$300,000 - \$399,999	0.0%
\$400,000 - \$499,999	0.0%
\$500,000 - \$749,999	0.0%
\$750,000 - \$999,999	0.0%
\$1,000,000+	0.0%



Active listings

↑ **50%**

9 in December 2022



Closed sales

↓ **100%**

0 in December 2022



Days on market

Days on market 0

Days to close 0

Total 0

110 days less than December 2021



Months of inventory

6.0

Compared to 4.2 in December 2021

About the data used in this report

Data used in this report come from the Texas REALTOR® Data Relevance Project, a partnership among the Texas Association of REALTORS® and local REALTOR® associations throughout the state. Analysis is provided through a research agreement with the Real Estate Center at Texas A&M University.

McAllen Housing Report

December 2022




Median price

\$240,750

↑ **7.5%**

Compared to December 2021

Price Distribution



Active listings

↑ **44.8%**

249 in December 2022



Closed sales

↓ **15.1%**

90 in December 2022



Days on market

Days on market 54

Days to close 27

Total 81

3 days more than December 2021



Months of inventory

2.7

Compared to 1.8 in December 2021

About the data used in this report

Data used in this report come from the Texas REALTOR® Data Relevance Project, a partnership among the Texas Association of REALTORS® and local REALTOR® associations throughout the state. Analysis is provided through a research agreement with the Real Estate Center at Texas A&M University.



Greater McAllen Association of REALTORS®

Mission Housing Report

December 2022



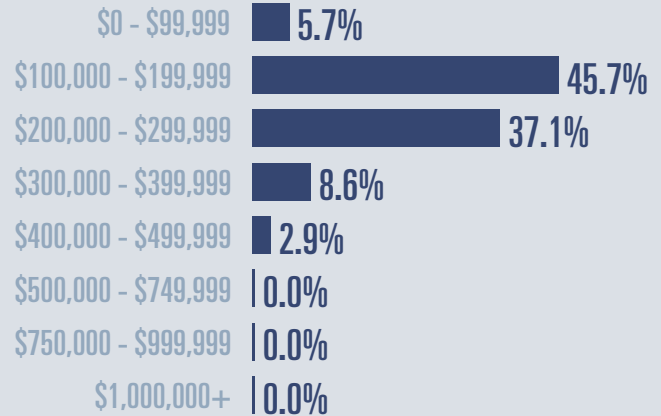
Median price

\$198,000

↓ **16.8%**

Compared to December 2021

Price Distribution



Active listings

↑ **54.7%**

198 in December 2022



Closed sales

↓ **41.8%**

39 in December 2022



Days on market

Days on market 38

Days to close 24

Total 62

28 days less than December 2021



Months of inventory

3.8

Compared to 2.0 in December 2021

About the data used in this report

Data used in this report come from the Texas REALTOR® Data Relevance Project, a partnership among the Texas Association of REALTORS® and local REALTOR® associations throughout the state. Analysis is provided through a research agreement with the Real Estate Center at Texas A&M University.



Greater McAllen Association of REALTORS®

Pharr Housing Report

December 2022



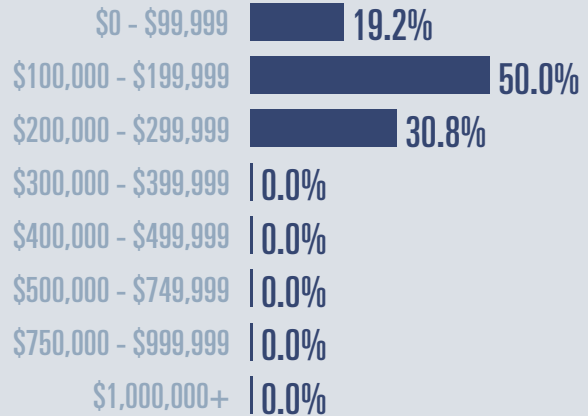
Median price

\$152,500

↓ **20.6%**

Compared to December 2021

Price Distribution



Active listings

↑ **77.8%**

96 in December 2022



Closed sales

↑ **47.4%**

28 in December 2022



Days on market

Days on market 52

Days to close 18

Total 70

Unchanged from December 2021



Months of inventory

3.9

Compared to 2.4 in December 2021

About the data used in this report

Data used in this report come from the Texas REALTOR® Data Relevance Project, a partnership among the Texas Association of REALTORS® and local REALTOR® associations throughout the state. Analysis is provided through a research agreement with the Real Estate Center at Texas A&M University.



Greater McAllen Association of REALTORS®

Rio Grande City Housing Report

December 2022



Median price

\$131,500

↑ **32.5%**

Compared to December 2021

Price Distribution

\$0 - \$99,999	50.0%
\$100,000 - \$199,999	50.0%
\$200,000 - \$299,999	0.0%
\$300,000 - \$399,999	0.0%
\$400,000 - \$499,999	0.0%
\$500,000 - \$749,999	0.0%
\$750,000 - \$999,999	0.0%
\$1,000,000+	0.0%



Active listings

↑ **112.5%**

34 in December 2022



Closed sales

↑ **100%**

4 in December 2022



Days on market

Days on market 111

Days to close 20

Total 131

18 days less than December 2021



Months of inventory

15.7

Compared to 7.7 in December 2021

About the data used in this report

Data used in this report come from the Texas REALTOR® Data Relevance Project, a partnership among the Texas Association of REALTORS® and local REALTOR® associations throughout the state. Analysis is provided through a research agreement with the Real Estate Center at Texas A&M University.



Greater McAllen Association of REALTORS®

San Juan Housing Report

December 2022



Median price

\$245,000

↑ **42.9%**

Compared to December 2021

Price Distribution

\$0 - \$99,999	0.0%
\$100,000 - \$199,999	40.0%
\$200,000 - \$299,999	60.0%
\$300,000 - \$399,999	0.0%
\$400,000 - \$499,999	0.0%
\$500,000 - \$749,999	0.0%
\$750,000 - \$999,999	0.0%
\$1,000,000+	0.0%



Active listings

↑ **190%**

58 in December 2022



Closed sales

↑ **112.5%**

17 in December 2022



Days on market

Days on market 49

Days to close 44

Total 93

8 days more than December 2021



Months of inventory

4.2

Compared to 1.6 in December 2021

About the data used in this report

Data used in this report come from the Texas REALTOR® Data Relevance Project, a partnership among the Texas Association of REALTORS® and local REALTOR® associations throughout the state. Analysis is provided through a research agreement with the Real Estate Center at Texas A&M University.



Greater McAllen Association of REALTORS®

Weslaco Housing Report

December 2022




Median price

\$205,000

↑ **35.8%**

Compared to December 2021

Price Distribution



Active listings

↑ **107.9%**

79 in December 2022



Closed sales

↓ **15%**

17 in December 2022



Days on market

Days on market 41

Days to close 32

Total 73

3 days less than December 2021



Months of inventory

4.0

Compared to 2.4 in December 2021

About the data used in this report

Data used in this report come from the Texas REALTOR® Data Relevance Project, a partnership among the Texas Association of REALTORS® and local REALTOR® associations throughout the state. Analysis is provided through a research agreement with the Real Estate Center at Texas A&M University.