

Alamo Housing Report

April 2026




Median price

\$225,500

↓ **2%**

Compared to April 2025

Price Distribution



Active listings

↑ **18.5%**

64 in April 2026



Closed sales

↓ **7.1%**

13 in April 2026



Days on market

Days on market 79

Days to close 23

Total 102

15 days less than April 2025



Months of inventory

6.2

Compared to 5.9 in April 2025

About the data used in this report

Data used in this report come from the Texas REALTOR® Data Relevance Project, a partnership among the Texas Association of REALTORS® and local REALTOR® associations throughout the state. Analysis is provided through a research agreement with the Real Estate Center at Texas A&M University.



GREATER McALLEN
ASSOCIATION OF REALTORS®

Alton Housing Report

April 2026



Median price

\$264,000

↓ **4.7%**

Compared to April 2025

Price Distribution

\$0 - \$99,999	0.0%
\$100,000 - \$199,999	■ 14.3%
\$200,000 - \$299,999	■ 71.4%
\$300,000 - \$399,999	■ 14.3%
\$400,000 - \$499,999	0.0%
\$500,000 - \$749,999	0.0%
\$750,000 - \$999,999	0.0%
\$1,000,000+	0.0%



Active listings

↑ **25.3%**

109 in April 2026



Closed sales

↓ **53.3%**

7 in April 2026



Days on market

Days on market 93

Days to close 27

Total 120

4 days more than April 2025



Months of inventory

10.7

Compared to 7.4 in April 2025

About the data used in this report

Data used in this report come from the Texas REALTOR® Data Relevance Project, a partnership among the Texas Association of REALTORS® and local REALTOR® associations throughout the state. Analysis is provided through a research agreement with the Real Estate Center at Texas A&M University.



GREATER McALLEN
ASSOCIATION OF REALTORS®

Donna Housing Report

April 2026



Median price

\$151,500

↓ **29.5%**

Compared to April 2025

Price Distribution

\$0 - \$99,999	0.0%
\$100,000 - \$199,999	100.0%
\$200,000 - \$299,999	0.0%
\$300,000 - \$399,999	0.0%
\$400,000 - \$499,999	0.0%
\$500,000 - \$749,999	0.0%
\$750,000 - \$999,999	0.0%
\$1,000,000+	0.0%



Active listings

↑ **7.1%**

45 in April 2026



Closed sales

↓ **66.7%**

2 in April 2026



Days on market

Days on market 49

Days to close 36

Total 85

8 days less than April 2025



Months of inventory

14.6

Compared to 7.8 in April 2025

About the data used in this report

Data used in this report come from the Texas REALTOR® Data Relevance Project, a partnership among the Texas Association of REALTORS® and local REALTOR® associations throughout the state. Analysis is provided through a research agreement with the Real Estate Center at Texas A&M University.



GREATER McALLEN
ASSOCIATION OF REALTORS®

Edcouch Housing Report

April 2026



Median price

Flat **0%**

Compared to April 2025

Price Distribution

\$0 - \$99,999	0.0%
\$100,000 - \$199,999	0.0%
\$200,000 - \$299,999	0.0%
\$300,000 - \$399,999	0.0%
\$400,000 - \$499,999	0.0%
\$500,000 - \$749,999	0.0%
\$750,000 - \$999,999	0.0%
\$1,000,000+	0.0%



Active listings

↓ 28.6%

5 in April 2026



Closed sales

Flat **0%**

0 in April 2026



Days on market

Days on market 0

Days to close 0

Total 0

Unchanged from April 2025



Months of inventory

10.0

Compared to 12.0 in April 2025

About the data used in this report

Data used in this report come from the Texas REALTOR® Data Relevance Project, a partnership among the Texas Association of REALTORS® and local REALTOR® associations throughout the state. Analysis is provided through a research agreement with the Real Estate Center at Texas A&M University.



Edinburg Housing Report

April 2026



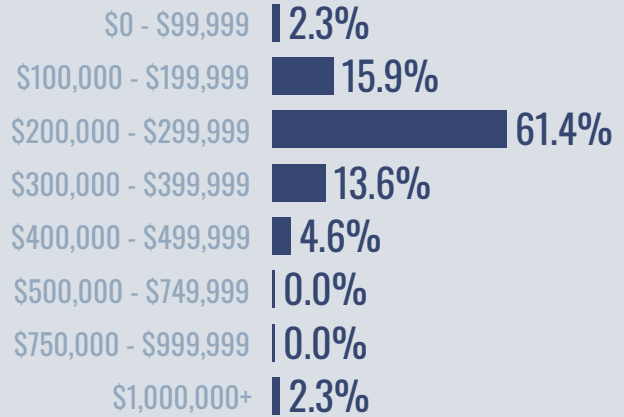
Median price

\$252,250

↓ **3.4%**

Compared to April 2025

Price Distribution



Active listings

↑ **33.5%**

379 in April 2026



Closed sales

Flat **0%**

45 in April 2026



Days on market

Days on market 81

Days to close 27

Total 108

6 days less than April 2025



Months of inventory

9.0

Compared to 7.2 in April 2025

About the data used in this report

Data used in this report come from the Texas REALTOR® Data Relevance Project, a partnership among the Texas Association of REALTORS® and local REALTOR® associations throughout the state. Analysis is provided through a research agreement with the Real Estate Center at Texas A&M University.



GREATER McALLEN
ASSOCIATION OF REALTORS®

Hidalgo Housing Report

April 2026



Median price

\$199,000

↑ **2.1%**

Compared to April 2025

Price Distribution

\$0 - \$99,999	0.0%
\$100,000 - \$199,999	55.6%
\$200,000 - \$299,999	22.2%
\$300,000 - \$399,999	22.2%
\$400,000 - \$499,999	0.0%
\$500,000 - \$749,999	0.0%
\$750,000 - \$999,999	0.0%
\$1,000,000+	0.0%



Active listings

↑ **4.7%**

45 in April 2026



Closed sales

↑ **28.6%**

9 in April 2026



Days on market

Days on market 77

Days to close 22

Total 99

18 days less than April 2025



Months of inventory

8.9

Compared to 8.3 in April 2025

About the data used in this report

Data used in this report come from the Texas REALTOR® Data Relevance Project, a partnership among the Texas Association of REALTORS® and local REALTOR® associations throughout the state. Analysis is provided through a research agreement with the Real Estate Center at Texas A&M University.



GREATER McALLEN
ASSOCIATION OF REALTORS®

La Joya Housing Report

April 2026



Median price

\$154,000

↑ **28.3%**

Compared to April 2025

Price Distribution

\$0 - \$99,999	50.0%
\$100,000 - \$199,999	0.0%
\$200,000 - \$299,999	50.0%
\$300,000 - \$399,999	0.0%
\$400,000 - \$499,999	0.0%
\$500,000 - \$749,999	0.0%
\$750,000 - \$999,999	0.0%
\$1,000,000+	0.0%



Active listings

↑ **11.1%**

20 in April 2026



Closed sales

↑ **100%**

2 in April 2026



Days on market

Days on market 180

Days to close 61

Total 241

59 days more than April 2025



Months of inventory

12.0

Compared to 7.0 in April 2025

About the data used in this report

Data used in this report come from the Texas REALTOR® Data Relevance Project, a partnership among the Texas Association of REALTORS® and local REALTOR® associations throughout the state. Analysis is provided through a research agreement with the Real Estate Center at Texas A&M University.



GREATER McALLEN
ASSOCIATION OF REALTORS®

McAllen Housing Report

April 2026




Median price

\$252,500

↑ **12.2%**

Compared to April 2025

Price Distribution



Active listings

↑ **18.5%**

589 in April 2026



Closed sales

↑ **3.2%**

65 in April 2026



Days on market

Days on market 83

Days to close 23

Total 106

4 days less than April 2025



Months of inventory

8.2

Compared to 7.5 in April 2025

About the data used in this report

Data used in this report come from the Texas REALTOR® Data Relevance Project, a partnership among the Texas Association of REALTORS® and local REALTOR® associations throughout the state. Analysis is provided through a research agreement with the Real Estate Center at Texas A&M University.



GREATER McALLEN
ASSOCIATION OF REALTORS®

McAllen-Edinburg-Mission MSA Housing Report

April 2026



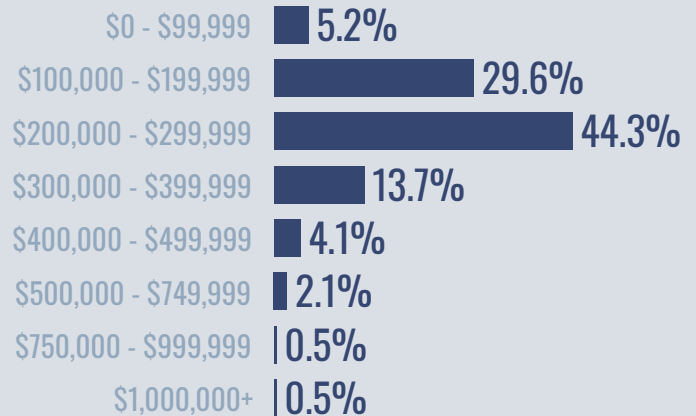
Median price

\$233,000

↓ **0.4%**

Compared to April 2025

Price Distribution



Active listings

↑ **14.2%**

3,214 in April 2026



Closed sales

↑ **8.9%**

406 in April 2026



Days on market

Days on market 79

Days to close 26

Total 105

13 days less than April 2025



Months of inventory

9.0

Compared to 8.5 in April 2025

About the data used in this report

Data used in this report come from the Texas REALTOR® Data Relevance Project, a partnership among the Texas Association of REALTORS® and local REALTOR® associations throughout the state. Analysis is provided through a research agreement with the Real Estate Center at Texas A&M University.



GREATER McALLEN
ASSOCIATION OF REALTORS®

Mercedes Housing Report

April 2026



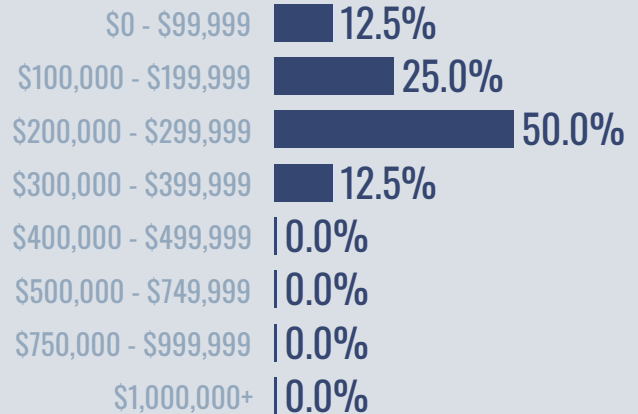
Median price

\$222,750

↑ **21.1%**

Compared to April 2025

Price Distribution



Active listings

↓ **10%**

54 in April 2026



Closed sales

↑ **60%**

8 in April 2026



Days on market

Days on market 161

Days to close 23

Total 184

46 days more than April 2025



Months of inventory

8.5

Compared to 16.0 in April 2025

About the data used in this report

Data used in this report come from the Texas REALTOR® Data Relevance Project, a partnership among the Texas Association of REALTORS® and local REALTOR® associations throughout the state. Analysis is provided through a research agreement with the Real Estate Center at Texas A&M University.



GREATER McALLEN
ASSOCIATION OF REALTORS®

Mission Housing Report

April 2026




Median price

\$229,000

↑ **4.6%**

Compared to April 2025

Price Distribution



Active listings

↑ **17.5%**

449 in April 2026



Closed sales

↑ **12.5%**

54 in April 2026



Days on market

Days on market 62

Days to close 24

Total 86

39 days less than April 2025



Months of inventory

9.5

Compared to 8.3 in April 2025

About the data used in this report

Data used in this report come from the Texas REALTOR® Data Relevance Project, a partnership among the Texas Association of REALTORS® and local REALTOR® associations throughout the state. Analysis is provided through a research agreement with the Real Estate Center at Texas A&M University.



GREATER McALLEN
ASSOCIATION OF REALTORS®

North Alamo Housing Report

April 2026



Median price

\$248,000

↓ **4.6%**

Compared to April 2025

Price Distribution

\$0 - \$99,999	0.0%
\$100,000 - \$199,999	0.0%
\$200,000 - \$299,999	100.0%
\$300,000 - \$399,999	0.0%
\$400,000 - \$499,999	0.0%
\$500,000 - \$749,999	0.0%
\$750,000 - \$999,999	0.0%
\$1,000,000+	0.0%



Active listings

Flat **0%**

6 in April 2026



Closed sales

↑ **100%**

2 in April 2026



Days on market

Days on market 62

Days to close 25

Total 87

812 days less than April 2025



Months of inventory

10.3

Compared to 9.0 in April 2025

About the data used in this report

Data used in this report come from the Texas REALTOR® Data Relevance Project, a partnership among the Texas Association of REALTORS® and local REALTOR® associations throughout the state. Analysis is provided through a research agreement with the Real Estate Center at Texas A&M University.



GREATER McALLEN
ASSOCIATION OF REALTORS®

Palmview Housing Report

April 2026



Median price

\$397,500

↓ **0.6%**

Compared to April 2025

Price Distribution

\$0 - \$99,999	0.0%
\$100,000 - \$199,999	0.0%
\$200,000 - \$299,999	0.0%
\$300,000 - \$399,999	50.0%
\$400,000 - \$499,999	50.0%
\$500,000 - \$749,999	0.0%
\$750,000 - \$999,999	0.0%
\$1,000,000+	0.0%



Active listings

↓ **36.8%**

12 in April 2026



Closed sales

↑ **100%**

2 in April 2026



Days on market

Days on market 77

Days to close 43

Total 120

34 days more than April 2025



Months of inventory

8.0

Compared to 28.5 in April 2025

About the data used in this report

Data used in this report come from the Texas REALTOR® Data Relevance Project, a partnership among the Texas Association of REALTORS® and local REALTOR® associations throughout the state. Analysis is provided through a research agreement with the Real Estate Center at Texas A&M University.



GREATER McALLEN
ASSOCIATION OF REALTORS®

Pharr Housing Report

April 2026



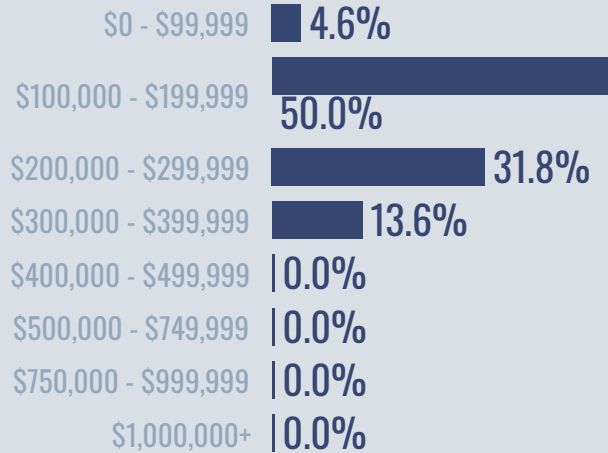
Median price

\$194,998

Flat **0%**

Compared to April 2025

Price Distribution



Active listings

↑ 32.9%

206 in April 2026



Closed sales

↑ 15%

23 in April 2026



Days on market

Days on market 71

Days to close 24

Total 95

3 days more than April 2025



Months of inventory

9.5

Compared to 7.9 in April 2025

About the data used in this report

Data used in this report come from the Texas REALTOR® Data Relevance Project, a partnership among the Texas Association of REALTORS® and local REALTOR® associations throughout the state. Analysis is provided through a research agreement with the Real Estate Center at Texas A&M University.



GREATER McALLEN
ASSOCIATION OF REALTORS®

Rio Grande City Housing Report

April 2026



Median price

\$237,000

↓ **5.2%**

Compared to April 2025

Price Distribution

\$0 - \$99,999	0.0%
\$100,000 - \$199,999	0.0%
\$200,000 - \$299,999	100.0%
\$300,000 - \$399,999	0.0%
\$400,000 - \$499,999	0.0%
\$500,000 - \$749,999	0.0%
\$750,000 - \$999,999	0.0%
\$1,000,000+	0.0%



Active listings

↑ **3.1%**

33 in April 2026



Closed sales

↓ **40%**

3 in April 2026



Days on market

Days on market 60

Days to close 12

Total 72

40 days less than April 2025



Months of inventory

10.2

Compared to 11.6 in April 2025

About the data used in this report

Data used in this report come from the Texas REALTOR® Data Relevance Project, a partnership among the Texas Association of REALTORS® and local REALTOR® associations throughout the state. Analysis is provided through a research agreement with the Real Estate Center at Texas A&M University.



GREATER McALLEN
ASSOCIATION OF REALTORS®

Roma Housing Report

April 2026



Median price

Flat **0%**

Compared to April 2025

Price Distribution

\$0 - \$99,999	0.0%
\$100,000 - \$199,999	0.0%
\$200,000 - \$299,999	0.0%
\$300,000 - \$399,999	0.0%
\$400,000 - \$499,999	0.0%
\$500,000 - \$749,999	0.0%
\$750,000 - \$999,999	0.0%
\$1,000,000+	0.0%



Active listings

↑ **50%**

15 in April 2026



Closed sales

Flat **0%**

0 in April 2026



Days on market

Days on market 0

Days to close 0

Total 0

Unchanged from April 2025



Months of inventory

60.0

Compared to 60.0 in April 2025

About the data used in this report

Data used in this report come from the Texas REALTOR® Data Relevance Project, a partnership among the Texas Association of REALTORS® and local REALTOR® associations throughout the state. Analysis is provided through a research agreement with the Real Estate Center at Texas A&M University.



San Juan Housing Report

April 2026




Median price

\$215,000

↓ **2.3%**

Compared to April 2025

Price Distribution



Active listings

↑ **25%**

140 in April 2026



Closed sales

↑ **60%**

24 in April 2026



Days on market

Days on market 99

Days to close 26

Total 125

28 days more than April 2025



Months of inventory

9.6

Compared to 8.9 in April 2025

About the data used in this report

Data used in this report come from the Texas REALTOR® Data Relevance Project, a partnership among the Texas Association of REALTORS® and local REALTOR® associations throughout the state. Analysis is provided through a research agreement with the Real Estate Center at Texas A&M University.



GREATER McALLEN
ASSOCIATION OF REALTORS®

Weslaco Housing Report

April 2026




Median price

\$194,999

↓ **4.4%**

Compared to April 2025

Price Distribution



Active listings

↑ **14.4%**

175 in April 2026



Closed sales

↓ **34.5%**

19 in April 2026



Days on market

Days on market 96

Days to close 27

Total 123

16 days more than April 2025



Months of inventory

10.1

Compared to 8.6 in April 2025

About the data used in this report

Data used in this report come from the Texas REALTOR® Data Relevance Project, a partnership among the Texas Association of REALTORS® and local REALTOR® associations throughout the state. Analysis is provided through a research agreement with the Real Estate Center at Texas A&M University.



GREATER McALLEN
ASSOCIATION OF REALTORS®